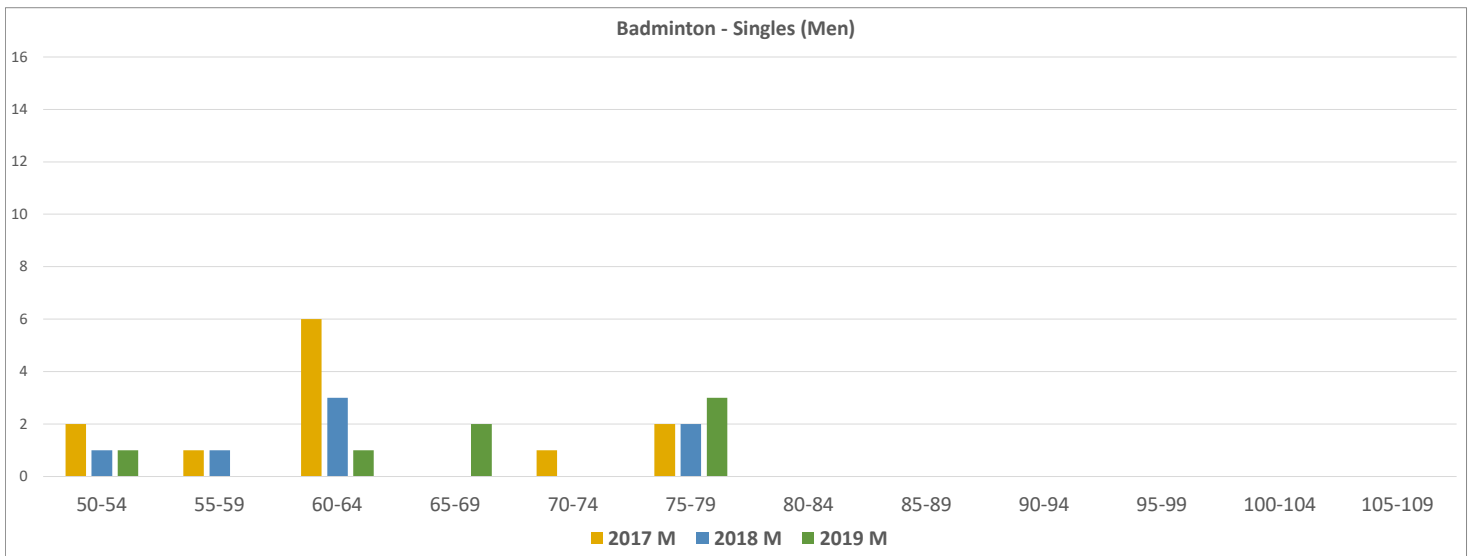
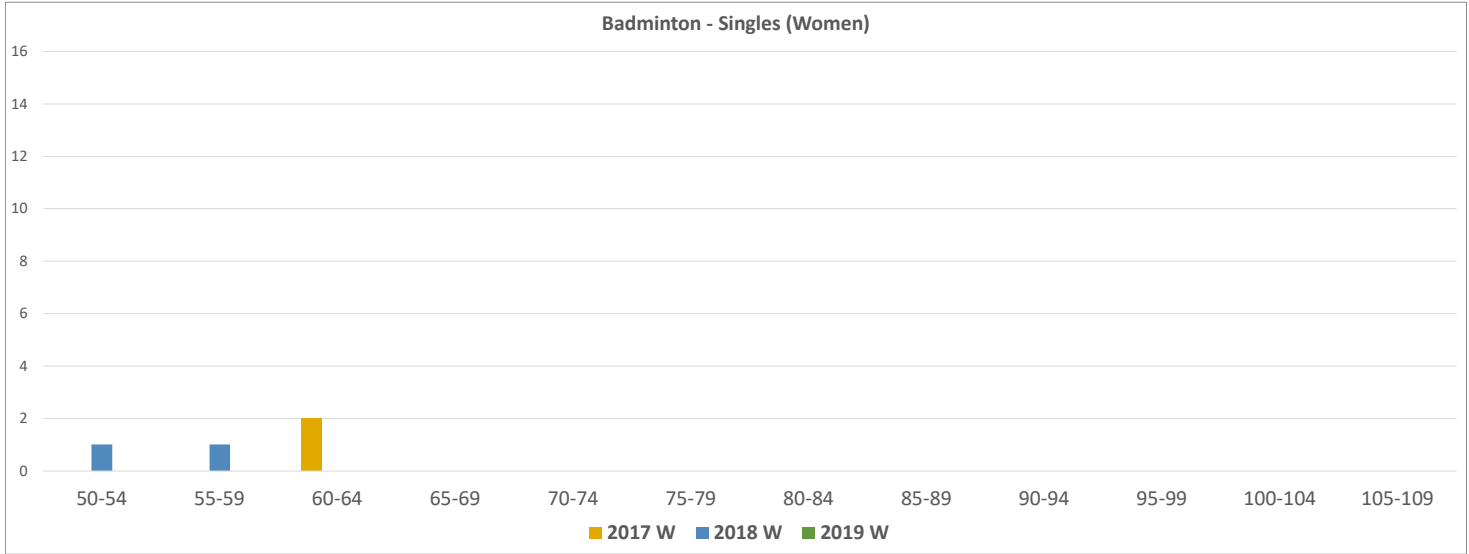
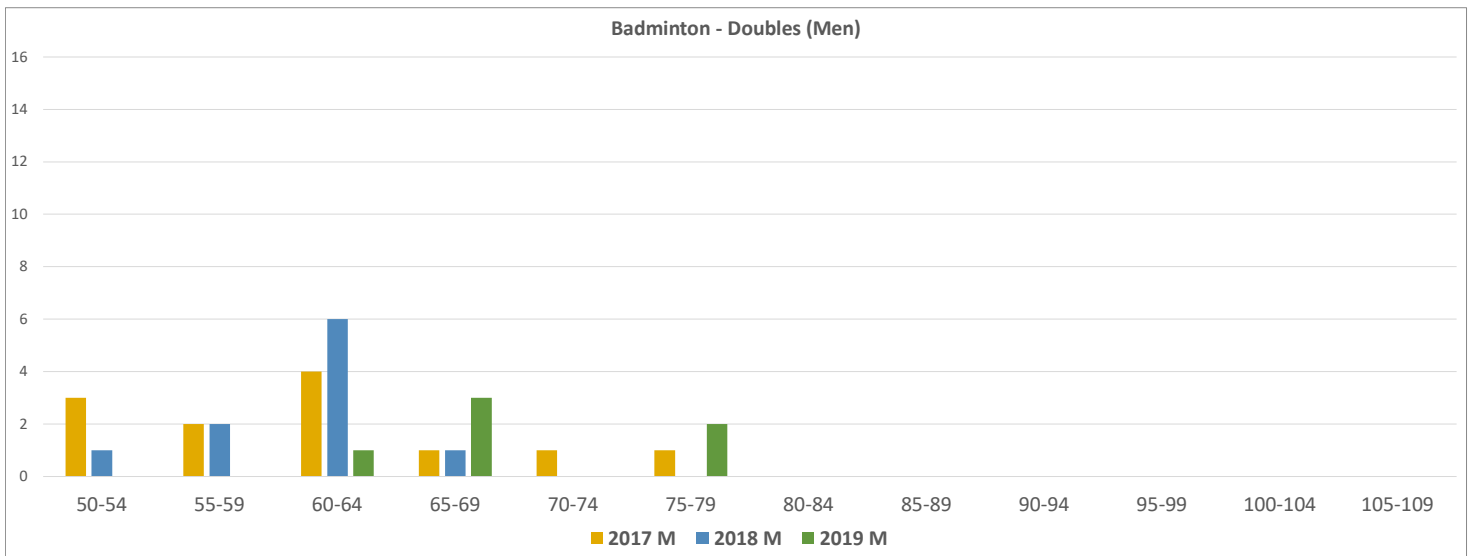
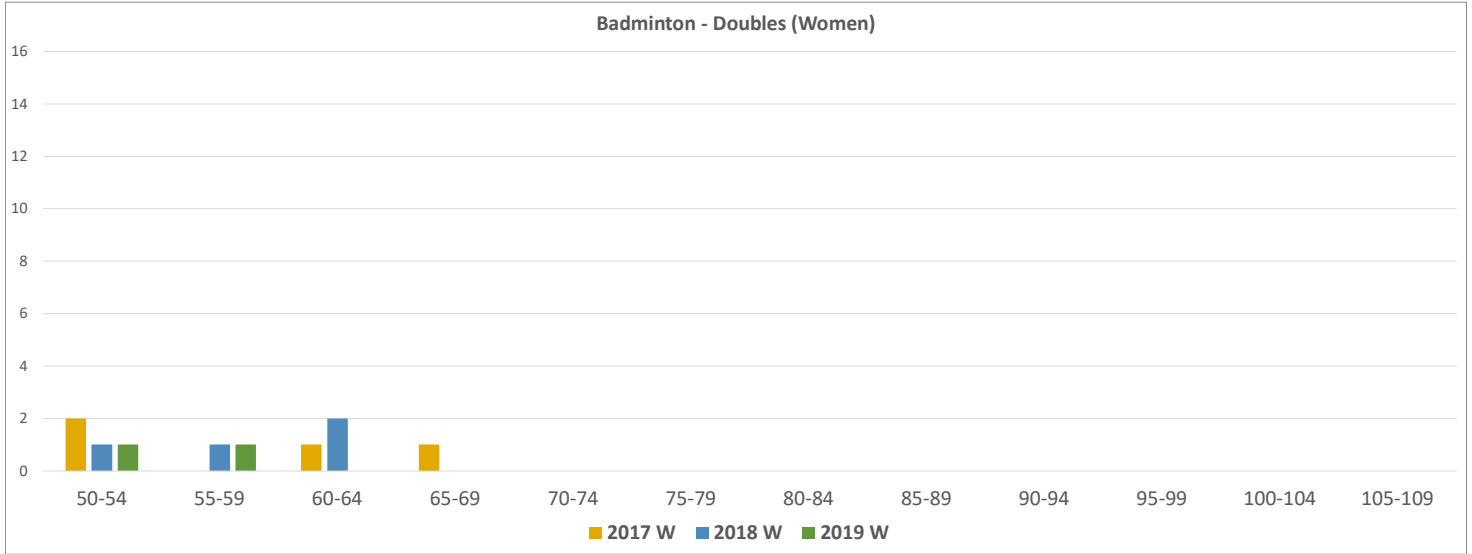


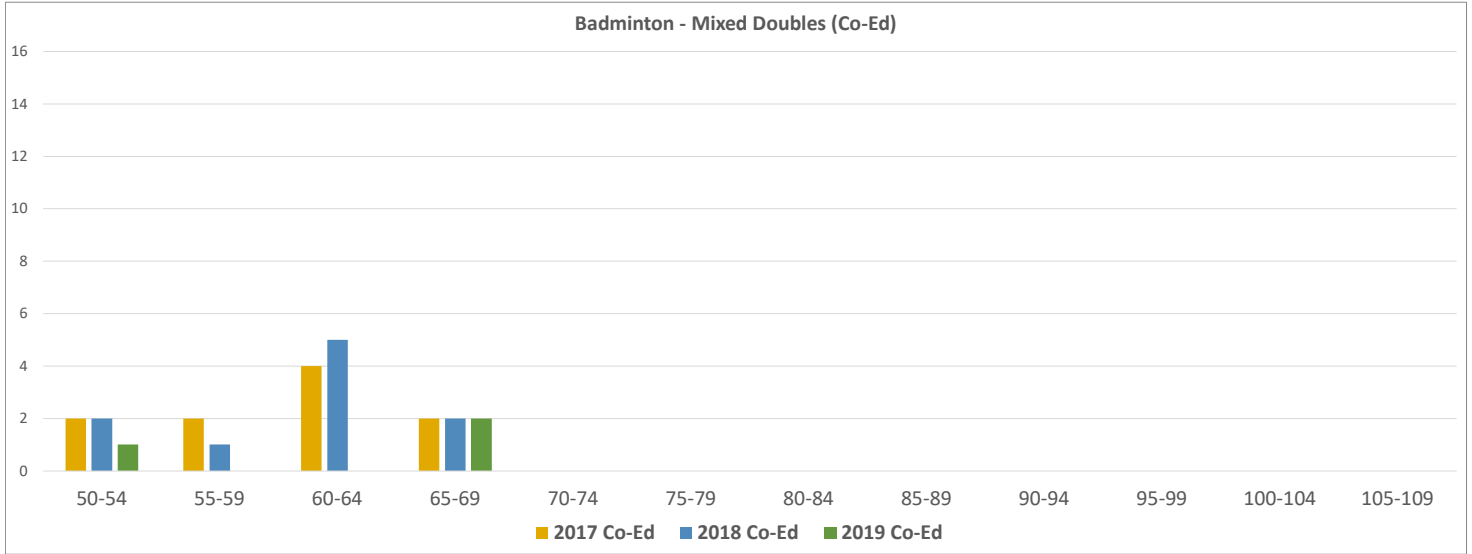
Badminton - Singles	2017 W	2018 W	2019 W	2017 M	2018 M	2019 M
50-54	0	1	0	2	1	1
55-59	0	1	0	1	1	0
60-64	2	0	0	6	3	1
65-69	0	0	0	0	0	2
70-74	0	0	0	1	0	0
75-79	0	0	0	2	2	3
80-84	0	0	0	0	0	0
85-89	0	0	0	0	0	0
90-94	0	0	0	0	0	0
95-99	0	0	0	0	0	0
100-104	0	0	0	0	0	0
105-109	0	0	0	0	0	0
Total	2	2	0	12	7	7
Range	61-63	53-55		51-77	52-78	52-78
Mean	62.0	54.0		63.4	64.1	67.6
Median	62	54		62.5	62	66



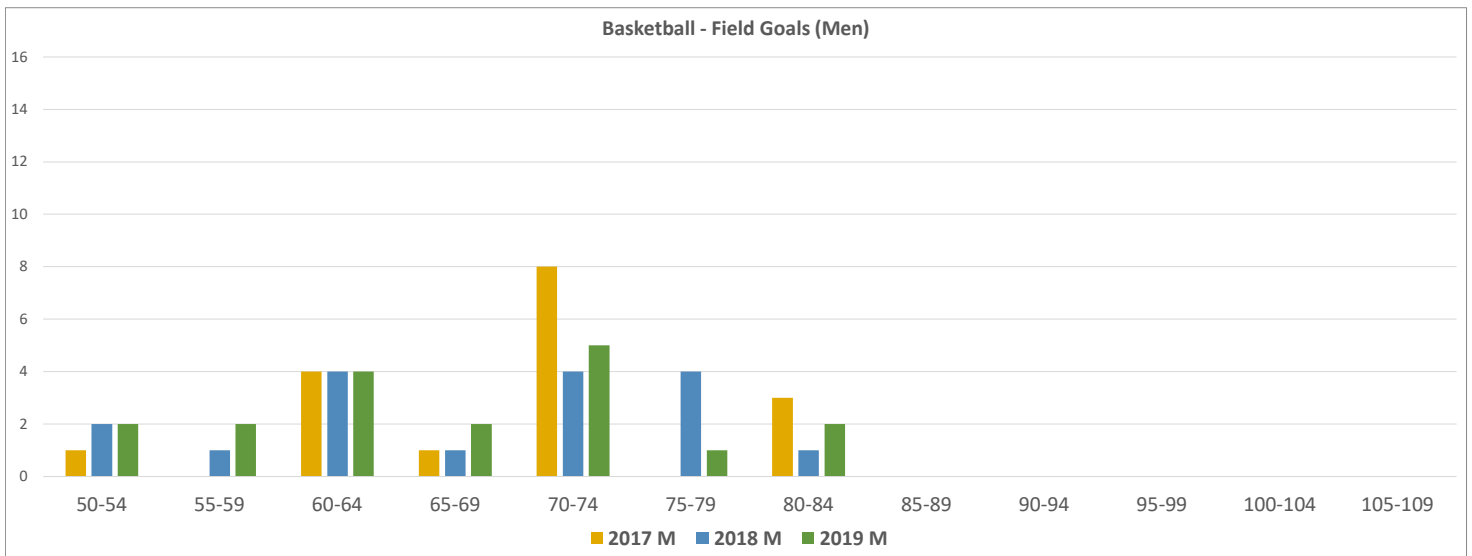
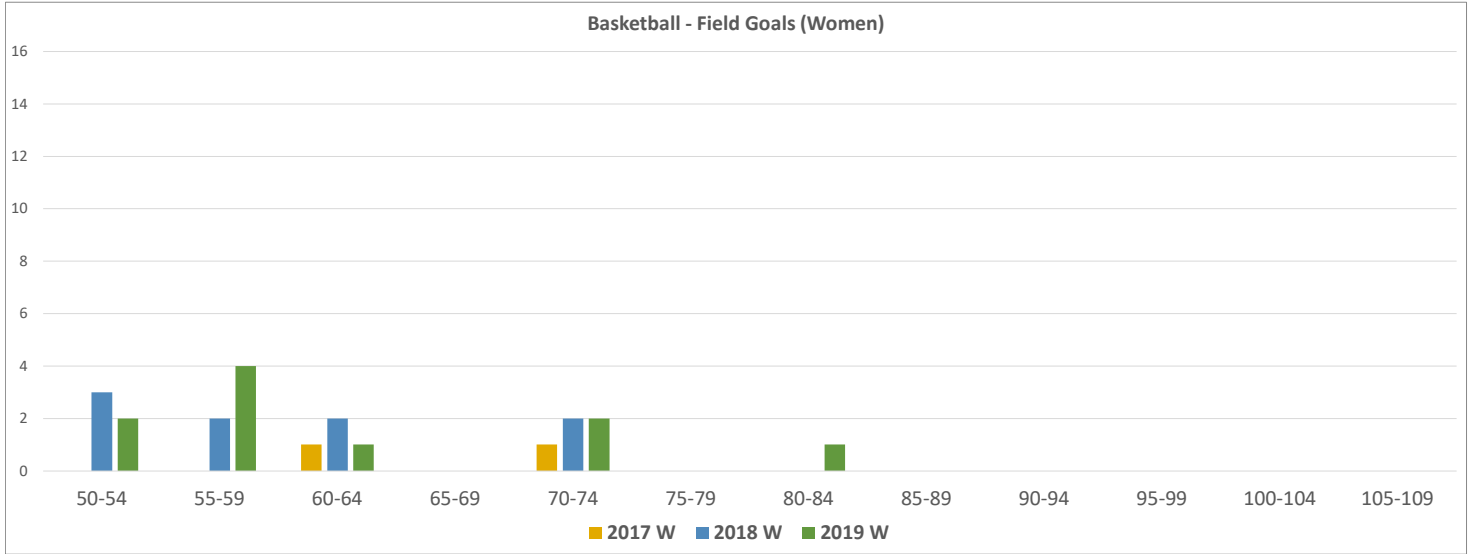
Badminton - Doubles	2017 W	2018 W	2019 W	2017 M	2018 M	2019 M
50-54	2	1	1	3	1	0
55-59	0	1	1	2	2	0
60-64	1	2	0	4	6	1
65-69	1	0	0	1	1	3
70-74	0	0	0	1	0	0
75-79	0	0	0	1	0	2
80-84	0	0	0	0	0	0
85-89	0	0	0	0	0	0
90-94	0	0	0	0	0	0
95-99	0	0	0	0	0	0
100-104	0	0	0	0	0	0
105-109	0	0	0	0	0	0
Total	4	4	2	12	10	6
Range	50-68	53-64	54-59	51-77	53-65	62-78
Mean	58.8	59.0	56.5	61.4	60.6	69.2
Median	58.5	59.5	56.5	61.5	62	67.5



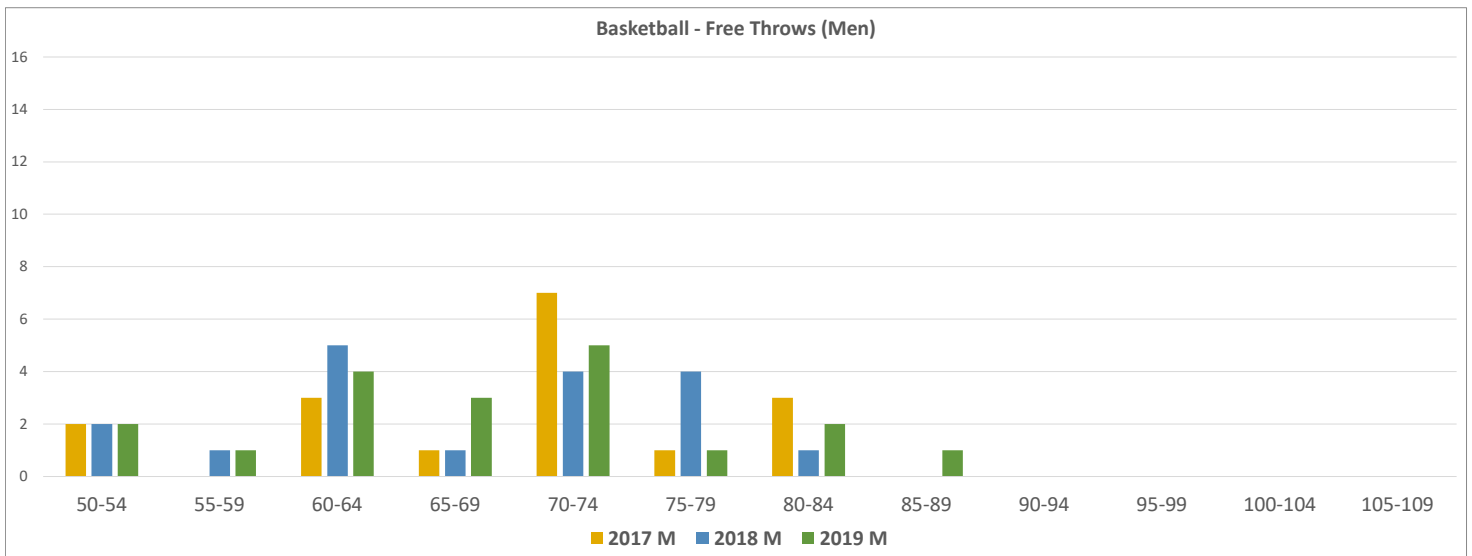
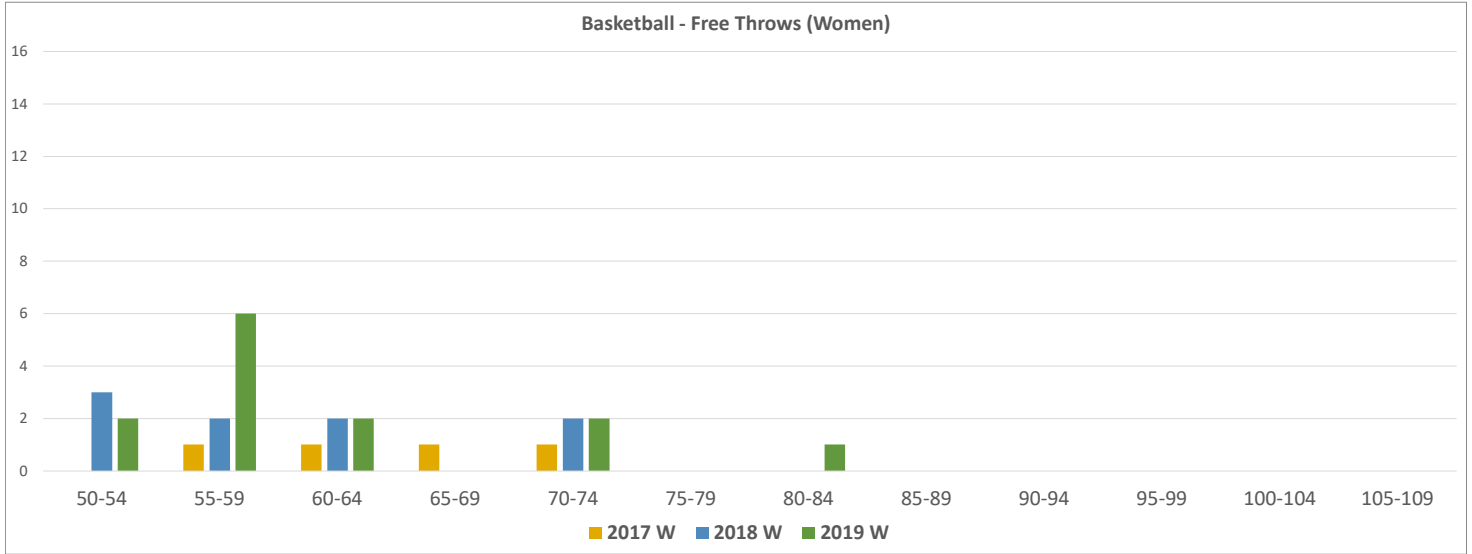
Badminton - Mixed Doubles	2017 Co-Ed	2018 Co-Ed	2019 Co-Ed			
50-54	2	2	1	0	0	0
55-59	2	1	0	0	0	0
60-64	4	5	0	0	0	0
65-69	2	2	2	0	0	0
70-74	0	0	0	0	0	0
75-79	0	0	0	0	0	0
80-84	0	0	0	0	0	0
85-89	0	0	0	0	0	0
90-94	0	0	0	0	0	0
95-99	0	0	0	0	0	0
100-104	0	0	0	0	0	0
105-109	0	0	0	0	0	0
Total	10	10	3	0	0	0
Range	50-68	52-68	54-69			
Mean	60.0	61.1	63.0			
Median	62	63	66			



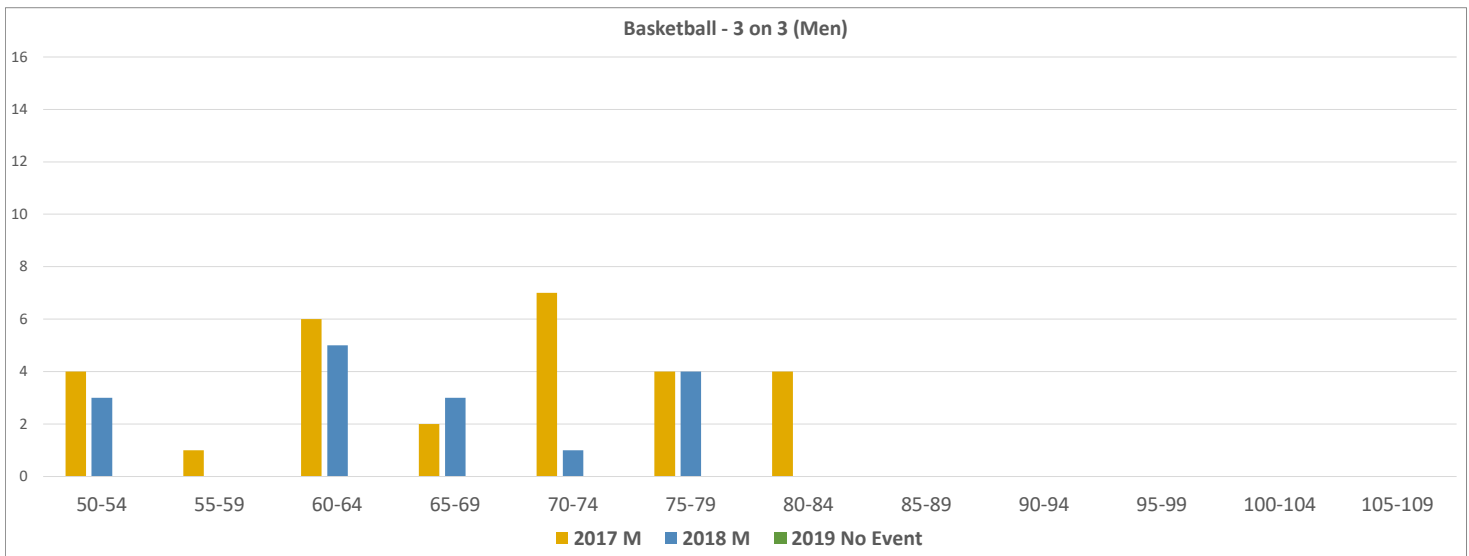
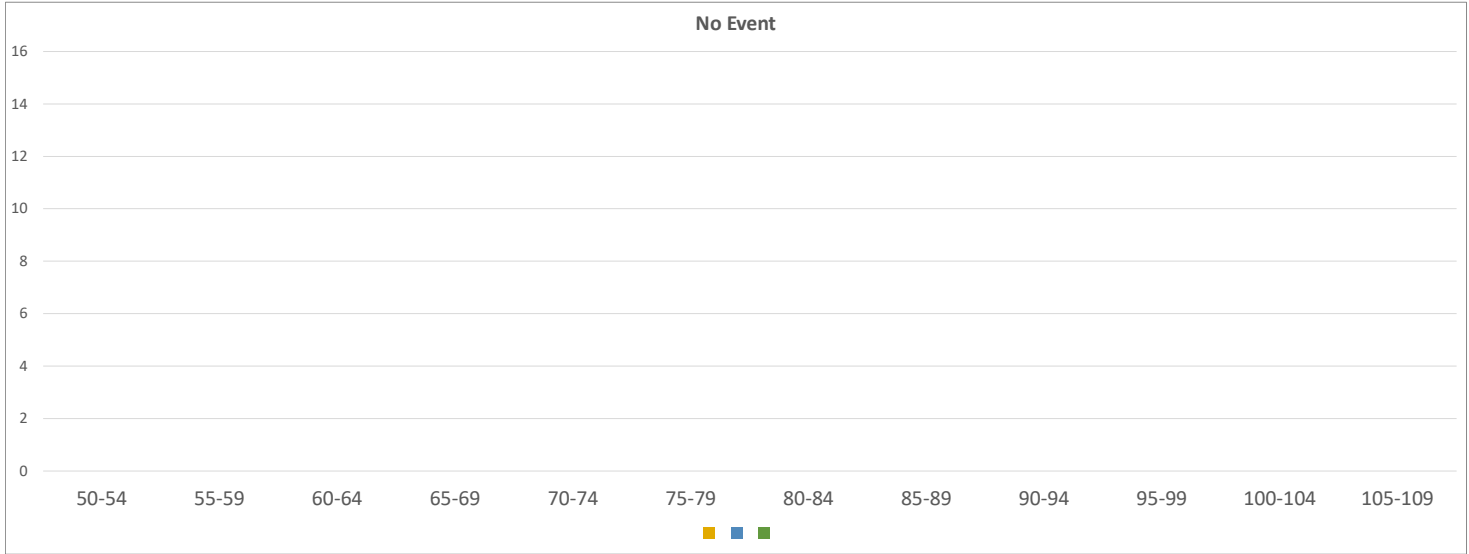
Basketball - Field Goals	2017 W	2018 W	2019 W	2017 M	2018 M	2019 M
50-54	0	3	2	1	2	2
55-59	0	2	4	0	1	2
60-64	1	2	1	4	4	4
65-69	0	0	0	1	1	2
70-74	1	2	2	8	4	5
75-79	0	0	0	0	4	1
80-84	0	0	1	3	1	2
85-89	0	0	0	0	0	0
90-94	0	0	0	0	0	0
95-99	0	0	0	0	0	0
100-104	0	0	0	0	0	0
105-109	0	0	0	0	0	0
Total	2	9	10	17	17	18
Range	60-72	51-73	52-80	50-82	51-81	51-83
Mean	66.0	59.7	62.0	69.5	67.7	66.9
Median	66	57	57.5	71	71	66.5



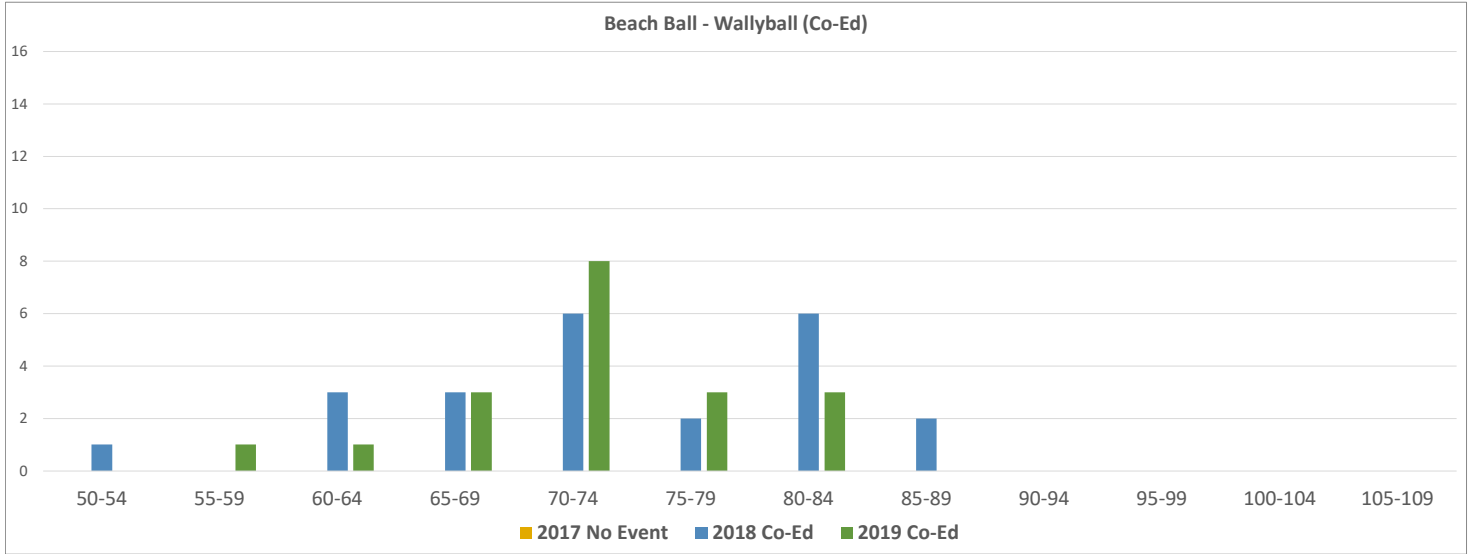
Basketball - Free Throws	2017 W	2018 W	2019 W	2017 M	2018 M	2019 M
50-54	0	3	2	2	2	2
55-59	1	2	6	0	1	1
60-64	1	2	2	3	5	4
65-69	1	0	0	1	1	3
70-74	1	2	2	7	4	5
75-79	0	0	0	1	4	1
80-84	0	0	1	3	1	2
85-89	0	0	0	0	0	1
90-94	0	0	0	0	0	0
95-99	0	0	0	0	0	0
100-104	0	0	0	0	0	0
105-109	0	0	0	0	0	0
Total	4	9	13	17	18	19
Range	57-72	51-73	52-80	50-82	51-81	51-87
Mean	63.5	59.7	61.2	69.3	67.3	68.6
Median	62.5	57	59	71	70	67



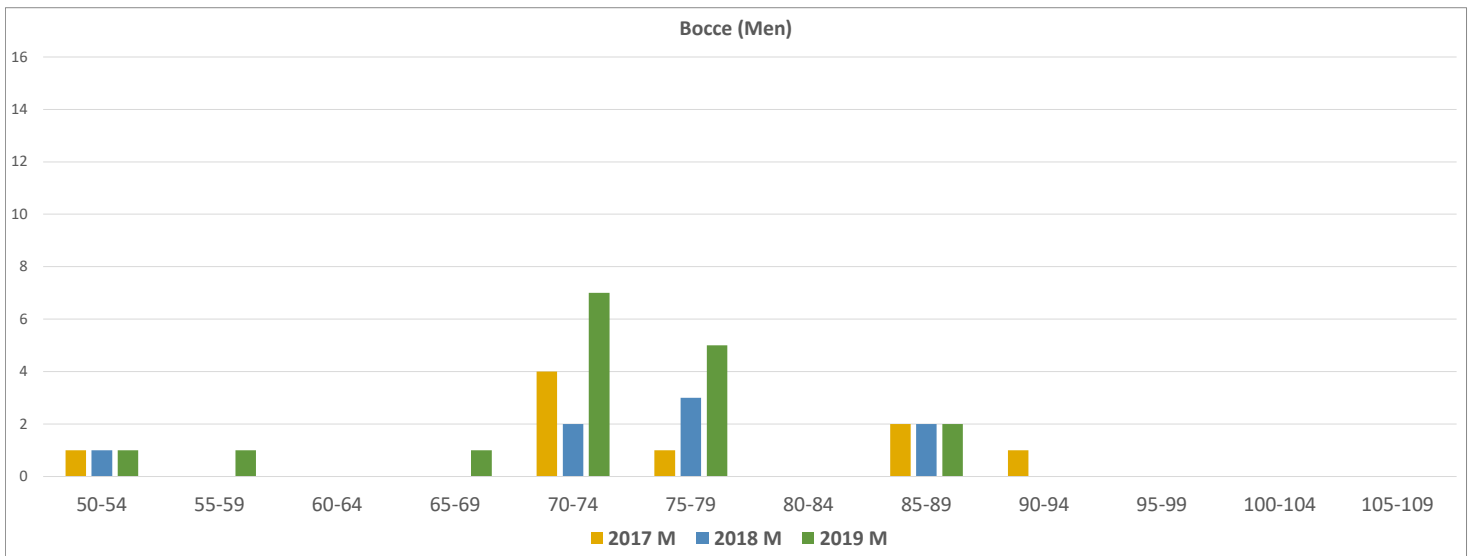
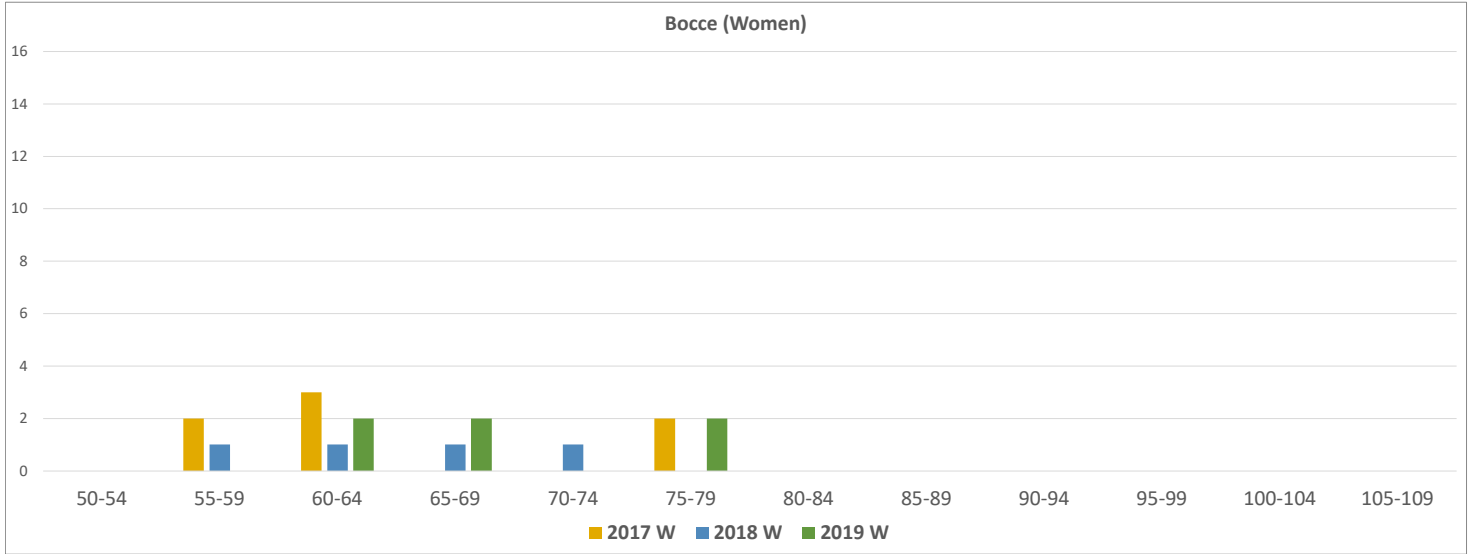
Basketball - 3 on 3	2017 M	2018 M	2019 No Event
50-54	4	3	0
55-59	1	0	0
60-64	6	5	0
65-69	2	3	0
70-74	7	1	0
75-79	4	4	0
80-84	4	0	0
85-89	0	0	0
90-94	0	0	0
95-99	0	0	0
100-104	0	0	0
105-109	0	0	0
Total	28	16	0
Range	50-83	50-77	
Mean	67.8	65.7	
Median	70	66	



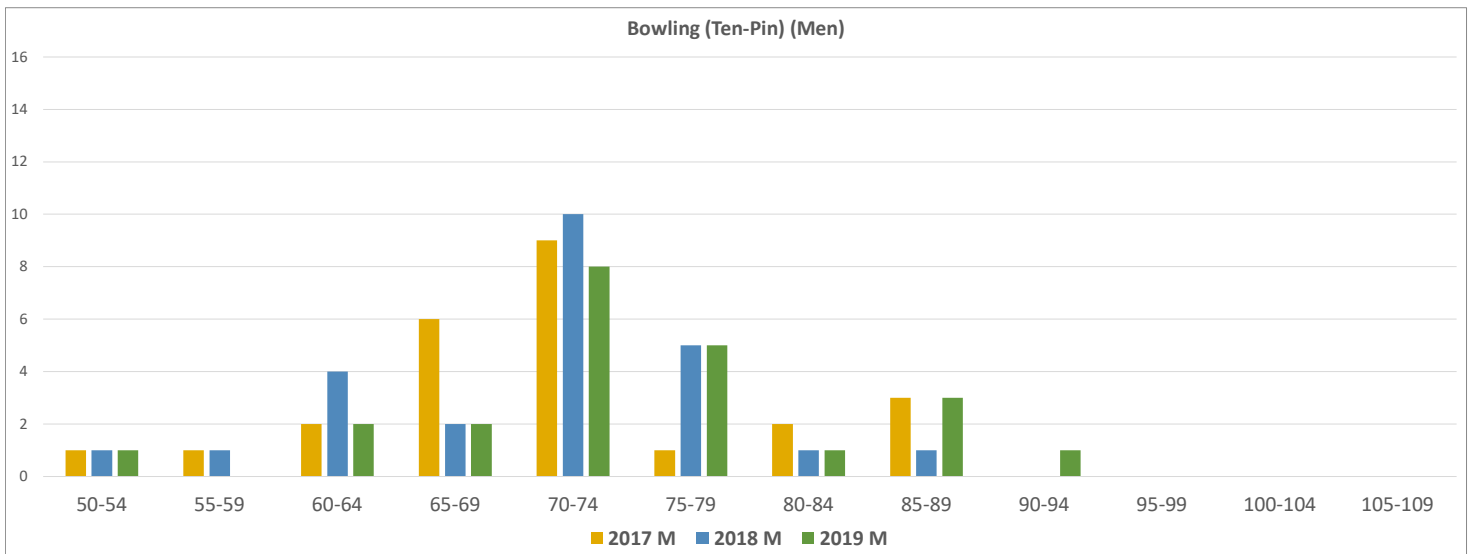
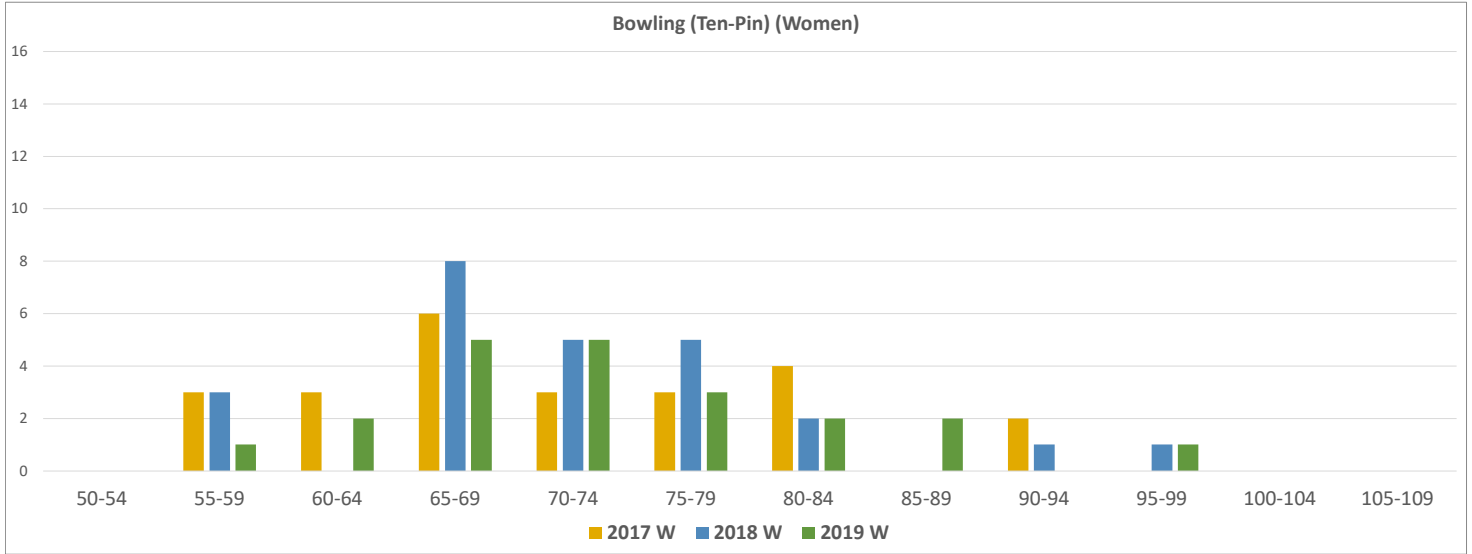
Beach Ball - Wallyball	2017 No Even	2018 Co-Ed	2019 Co-Ed			
50-54	0	1	0			
55-59	0	0	1			
60-64	0	3	1			
65-69	0	3	3			
70-74	0	6	8			
75-79	0	2	3			
80-84	0	6	3			
85-89	0	2	0			
90-94	0	0	0			
95-99	0	0	0			
100-104	0	0	0			
105-109	0	0	0			
Total	0	23	19	0	0	0
Range		54-87	55-82			
Mean		73.3	71.5			
Median		73	72			



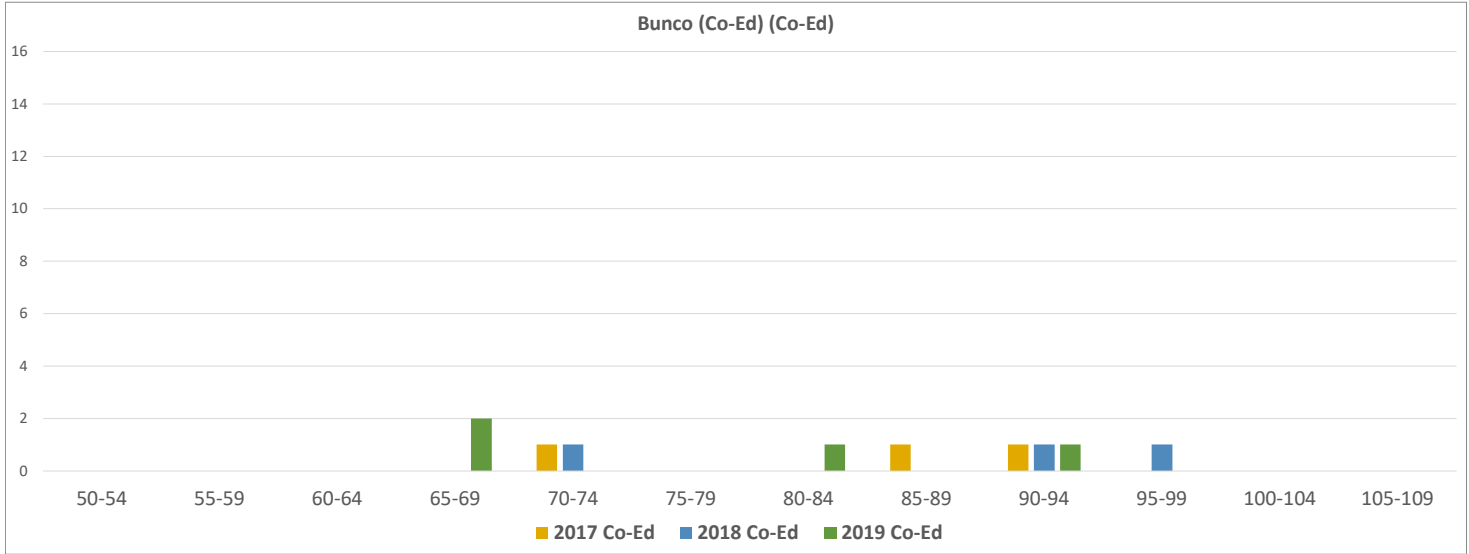
Bocce	2017 W	2018 W	2019 W	2017 M	2018 M	2019 M
50-54	0	0	0	1	1	1
55-59	2	1	0	0	0	1
60-64	3	1	2	0	0	0
65-69	0	1	2	0	0	1
70-74	0	1	0	4	2	7
75-79	2	0	2	1	3	5
80-84	0	0	0	0	0	0
85-89	0	0	0	2	2	2
90-94	0	0	0	1	0	0
95-99	0	0	0	0	0	0
100-104	0	0	0	0	0	0
105-109	0	0	0	0	0	0
Total	7	4	6	9	8	17
Range	57-75	59-70	60-78	50-92	51-88	52-89
Mean	64.3	63.5	67.8	75.6	74.6	73.1
Median	61	62.5	65.5	73	75	74



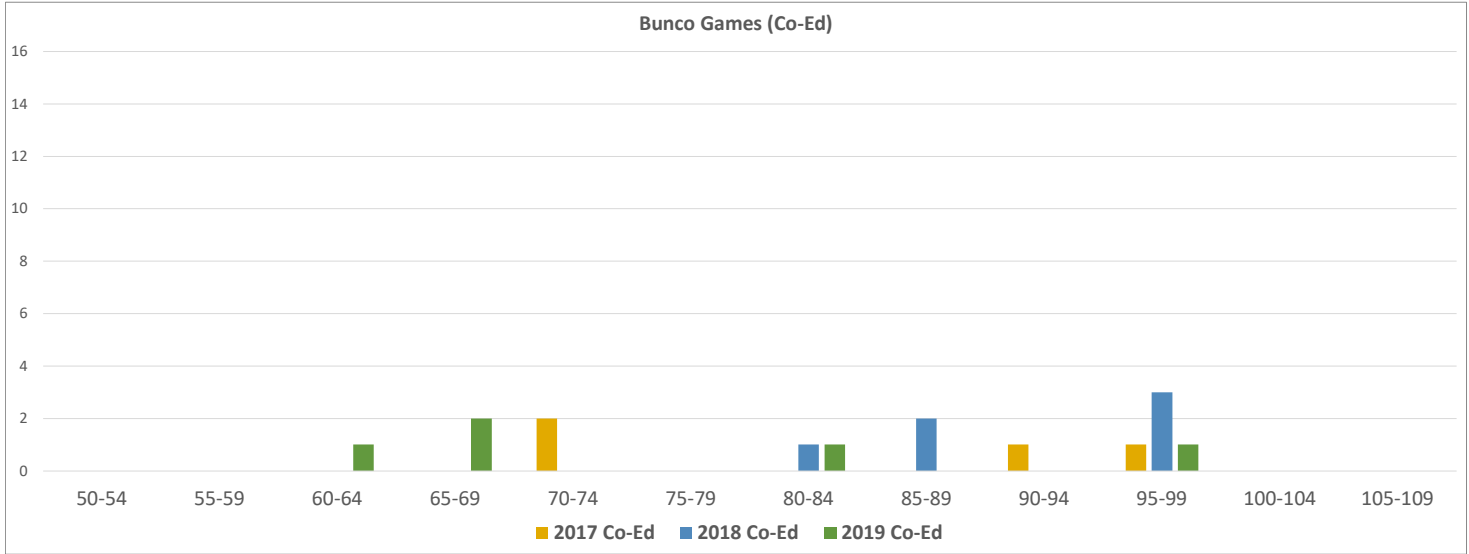
Bowling (Ten-Pin)	2017 W	2018 W	2019 W	2017 M	2018 M	2019 M
50-54	0	0	0	1	1	1
55-59	3	3	1	1	1	0
60-64	3	0	2	2	4	2
65-69	6	8	5	6	2	2
70-74	3	5	5	9	10	8
75-79	3	5	3	1	5	5
80-84	4	2	2	2	1	1
85-89	0	0	2	3	1	3
90-94	2	1	0	0	0	1
95-99	0	1	1	0	0	0
100-104	0	0	0	0	0	0
105-109	0	0	0	0	0	0
Total	24	25	21	25	25	23
Range	57-94	58-95	59-96	50-89	51-86	52-91
Mean	71.8	72.8	72.9	71.3	70.2	73.8
Median	69.5	71	72	71	71	73



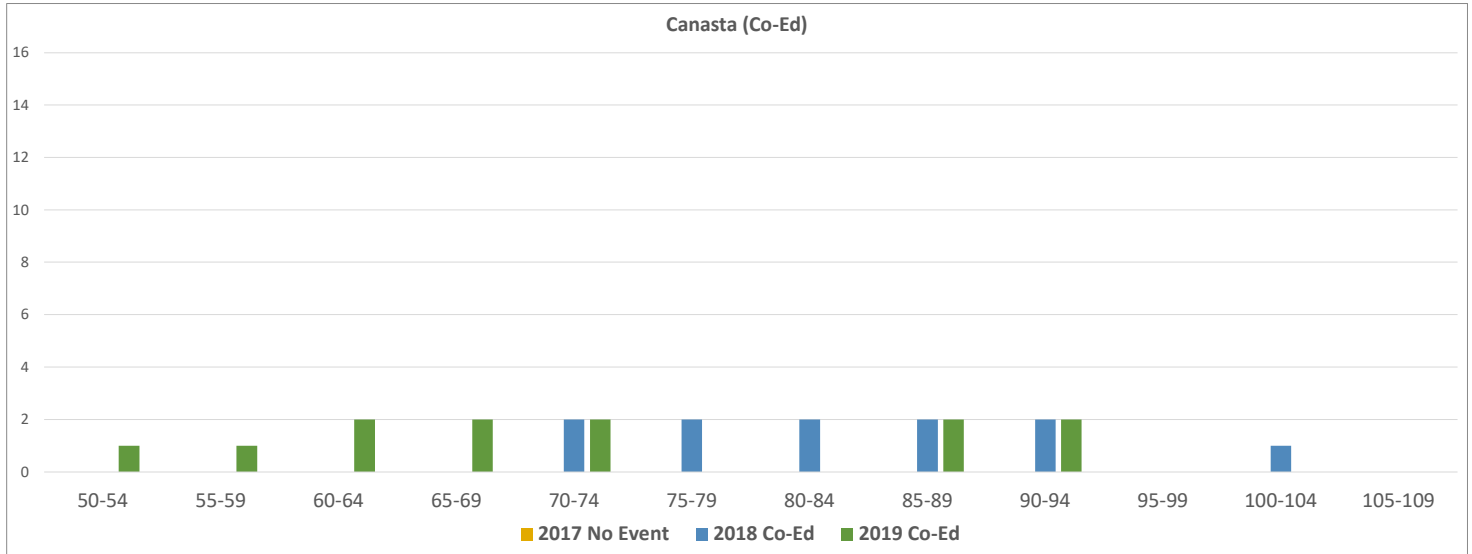
Bunco (Co-Ed)	2017 Co-Ed	2018 Co-Ed	2019 Co-Ed			
50-54	0	0	0			
55-59	0	0	0			
60-64	0	0	0			
65-69	0	0	2			
70-74	1	1	0			
75-79	0	0	0			
80-84	0	0	1			
85-89	1	0	0			
90-94	1	1	1			
95-99	0	1	0			
100-104	0	0	0			
105-109	0	0	0			
Total	3	3	4	0	0	0
Range	73-92	72-96	67-94			
Mean	83.3	87.0	77.3			
Median	85	93	74			



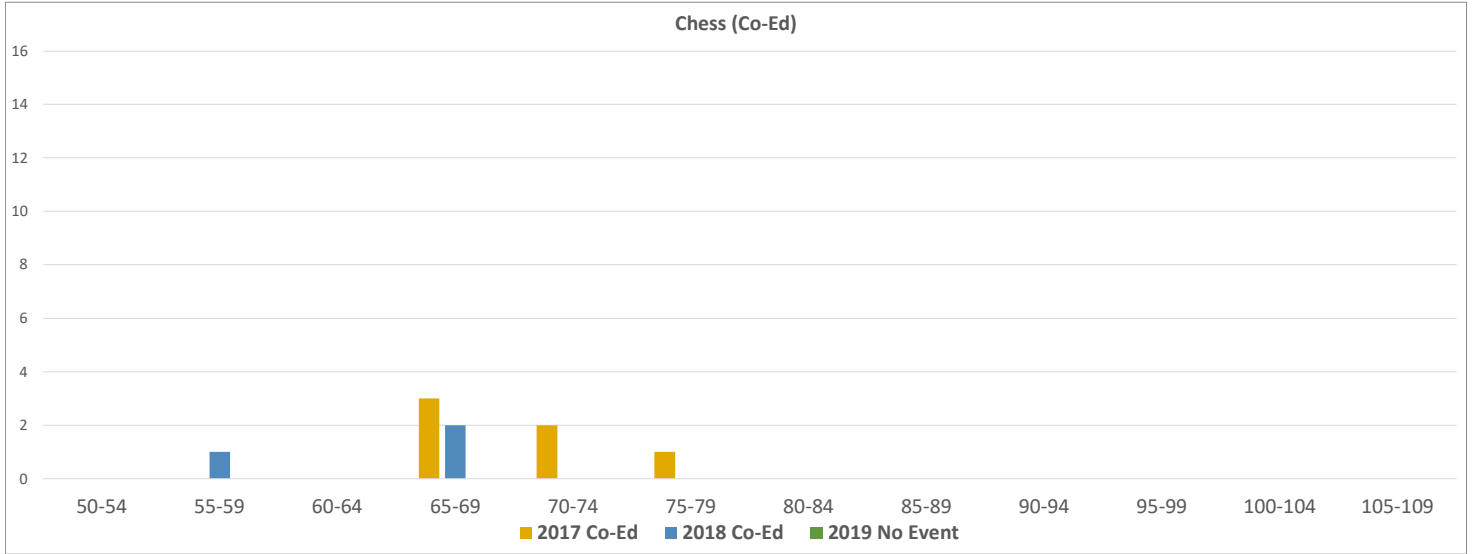
BUNCO Games	2017 Co-Ed	2018 Co-Ed	2019 Co-Ed			
50-54	0	0	0			
55-59	0	0	0			
60-64	0	0	1			
65-69	0	0	2			
70-74	2	0	0			
75-79	0	0	0			
80-84	0	1	1			
85-89	0	2	0			
90-94	1	0	0			
95-99	1	3	1			
100-104	0	0	0			
105-109	0	0	0			
Total	4	6	5	0	0	0
Range	71-97	80-98	61-97			
Mean	83.3	90.2	74.6			
Median	82.5	91	67			



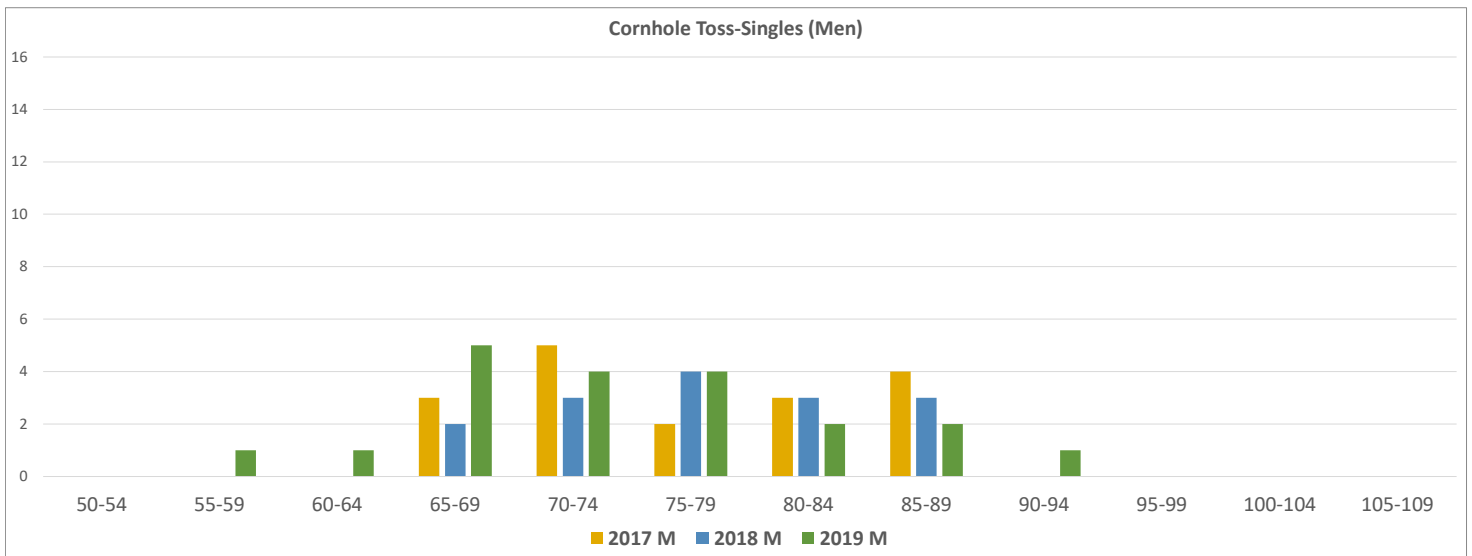
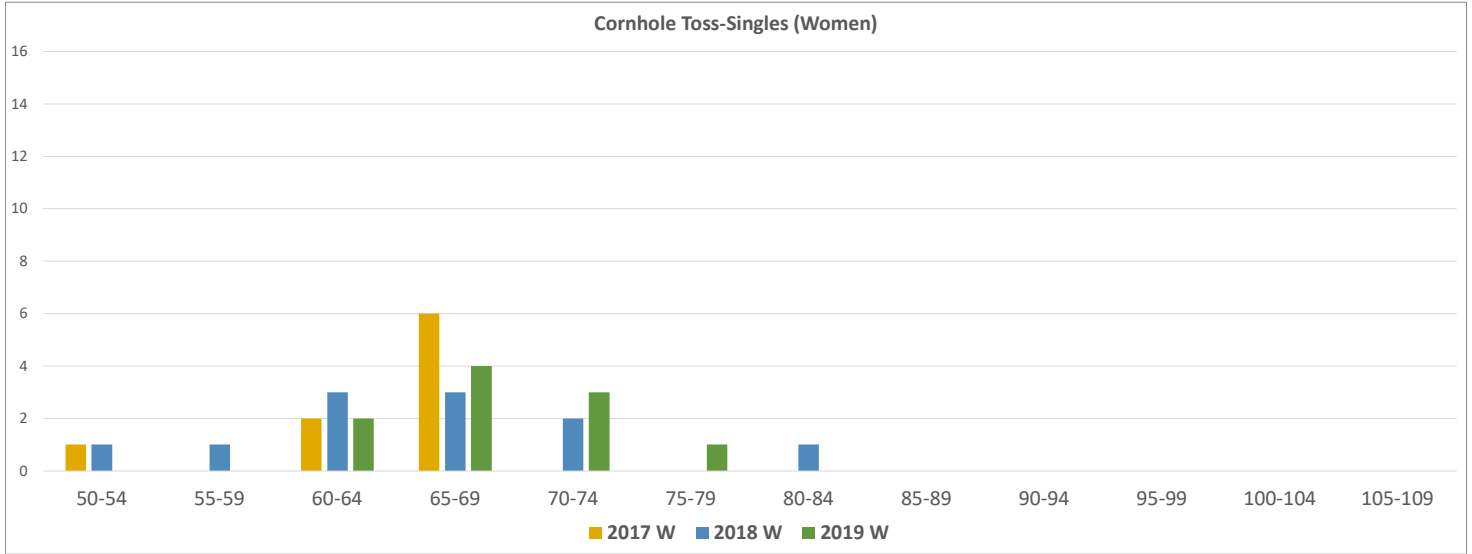
Canasta	2017 No Even	2018 Co-Ed	2019 Co-Ed			
50-54	0	0	1			
55-59	0	0	1			
60-64	0	0	2			
65-69	0	0	2			
70-74	0	2	2			
75-79	0	2	0			
80-84	0	2	0			
85-89	0	2	2			
90-94	0	2	2			
95-99	0	0	0			
100-104	0	1	0			
105-109	0	0	0			
Total	0	11	12	0	0	0
Range		70-103	52-94			
Mean		83.7	72.4			
Median		84	68.5			



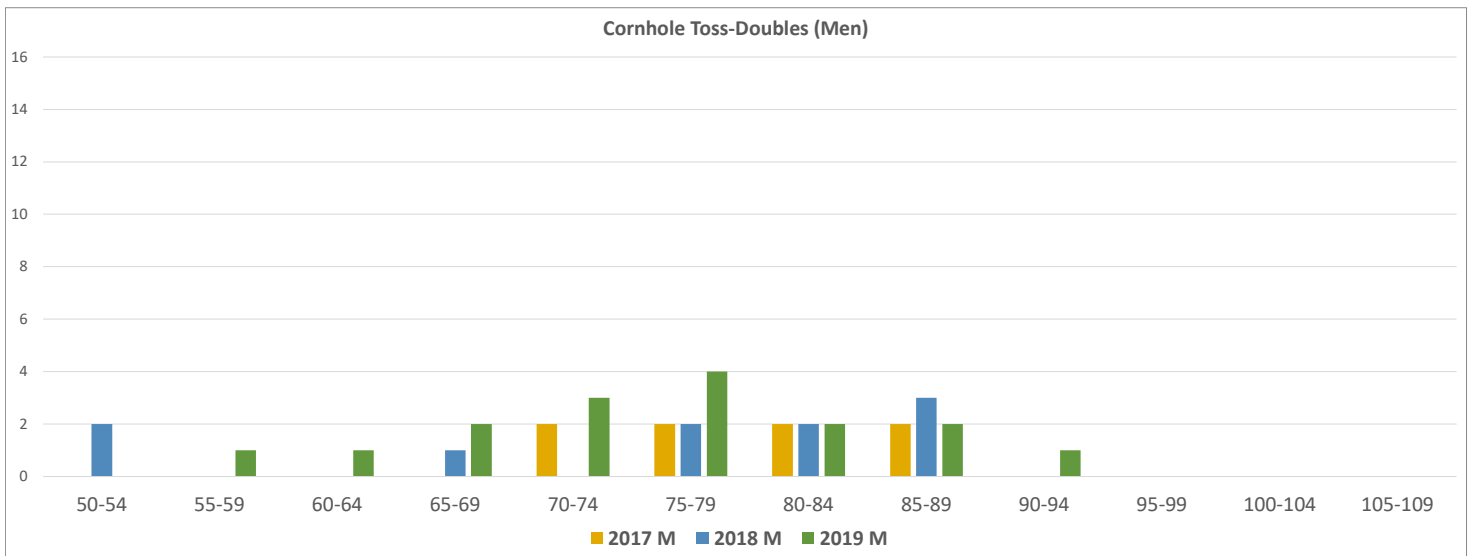
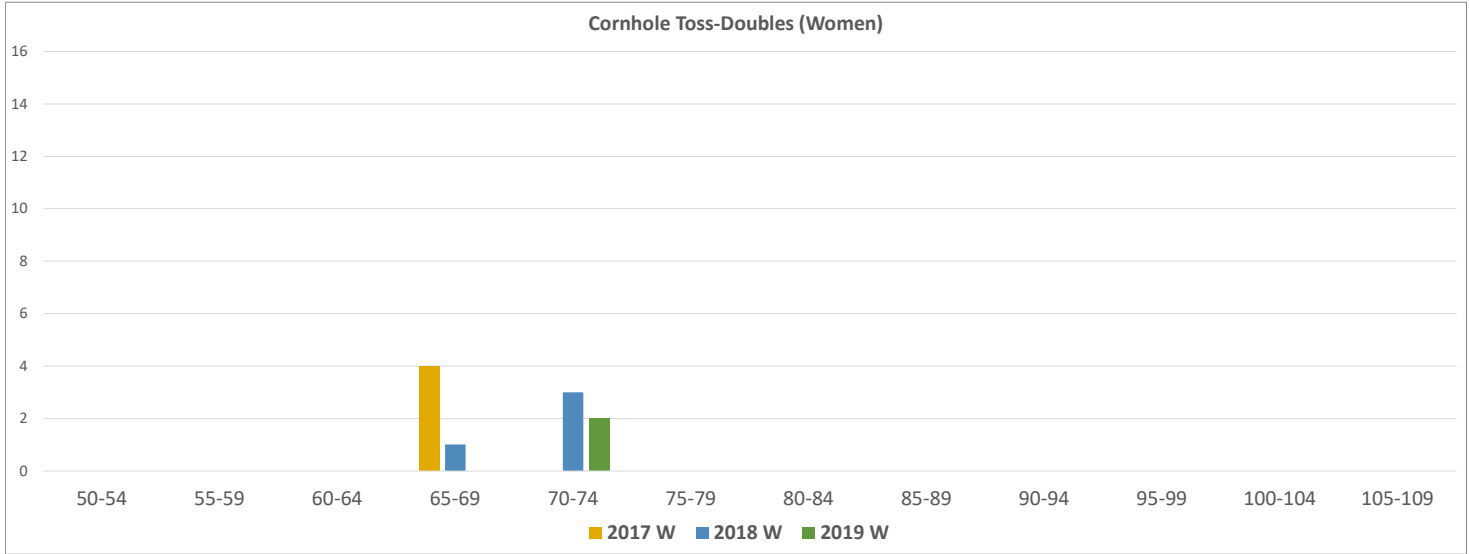
Chess	2017 Co-Ed	2018 Co-Ed	2019 No Event		
50-54	0	0	0		
55-59	0	1	0		
60-64	0	0	0		
65-69	3	2	0		
70-74	2	0	0		
75-79	1	0	0		
80-84	0	0	0		
85-89	0	0	0		
90-94	0	0	0		
95-99	0	0	0		
100-104	0	0	0		
105-109	0	0	0		
Total	6	3	0	0	0
Range	67-75	58-69			
Mean	70.2	65.0			
Median	69	68			



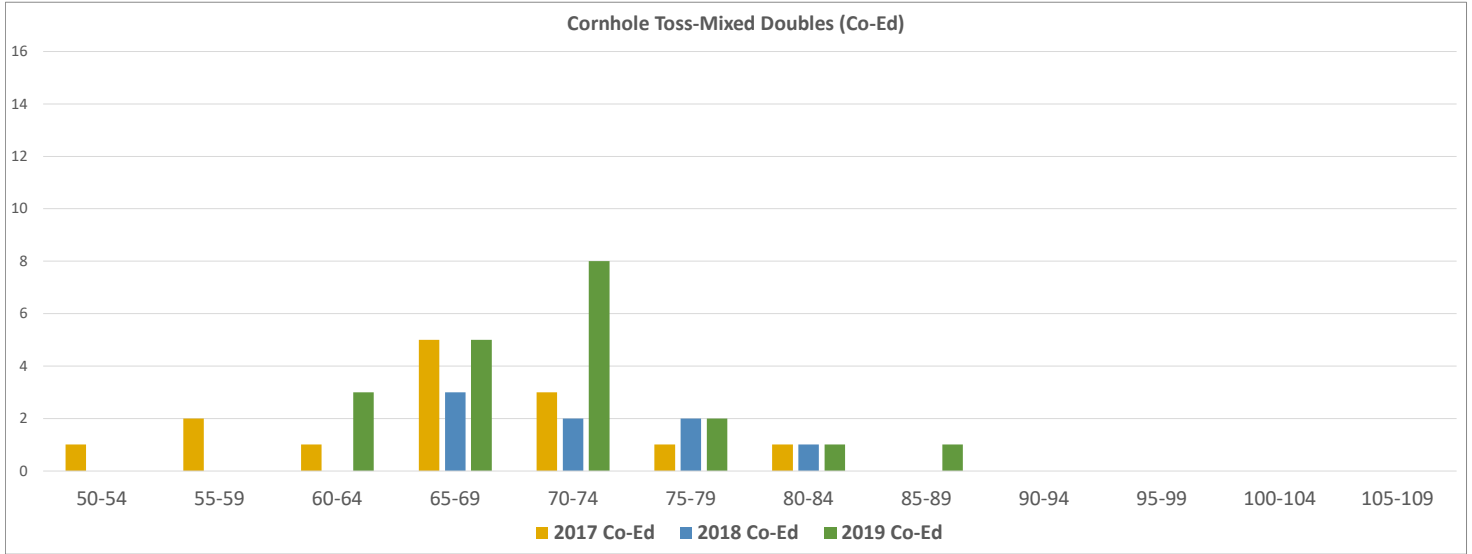
Cornhole Toss-Singles	2017 W	2018 W	2019 W	2017 M	2018 M	2019 M
50-54	1	1	0	0	0	0
55-59	0	1	0	0	0	1
60-64	2	3	2	0	0	1
65-69	6	3	4	3	2	5
70-74	0	2	3	5	3	4
75-79	0	0	1	2	4	4
80-84	0	1	0	3	3	2
85-89	0	0	0	4	3	2
90-94	0	0	0	0	0	1
95-99	0	0	0	0	0	0
100-104	0	0	0	0	0	0
105-109	0	0	0	0	0	0
Total	9	11	10	17	15	20
Range	50-69	52-83	61-78	65-89	68-89	55-90
Mean	63.8	65.6	67.9	76.8	77.5	74.3
Median	65	66	67.5	77	75	73



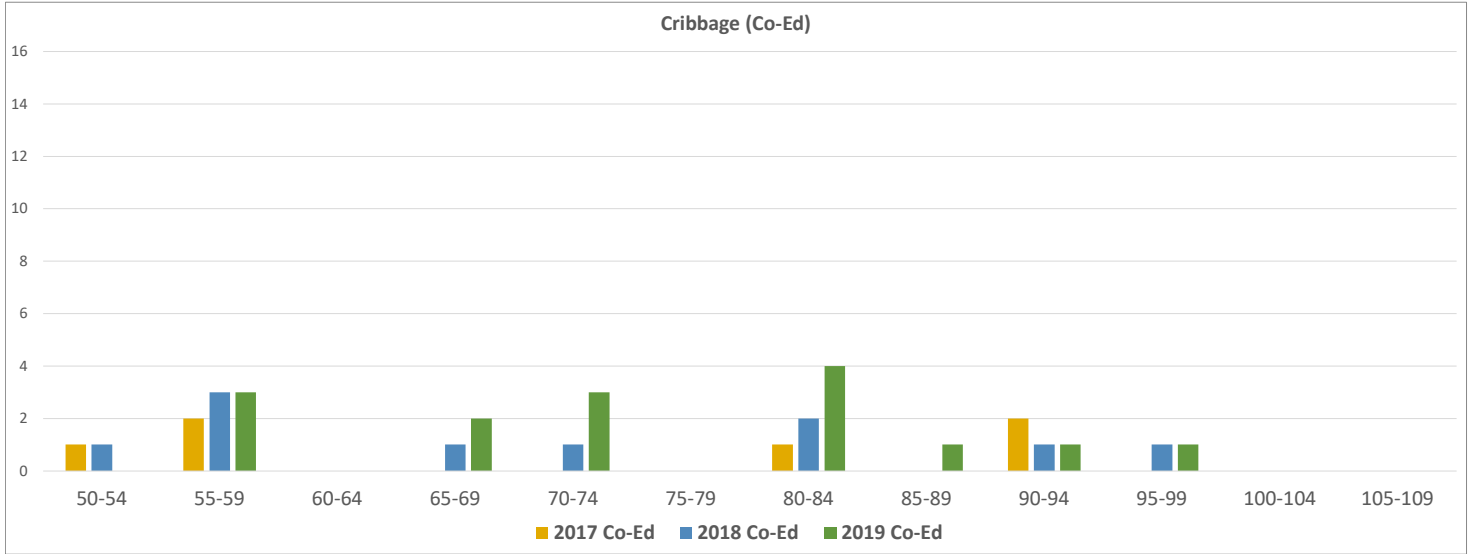
Cornhole Toss-Doubles	2017 W	2018 W	2019 W	2017 M	2018 M	2019 M
50-54	0	0	0	0	2	0
55-59	0	0	0	0	0	1
60-64	0	0	0	0	0	1
65-69	4	1	0	0	1	2
70-74	0	3	2	2	0	3
75-79	0	0	0	2	2	4
80-84	0	0	0	2	2	2
85-89	0	0	0	2	3	2
90-94	0	0	0	0	0	1
95-99	0	0	0	0	0	0
100-104	0	0	0	0	0	0
105-109	0	0	0	0	0	0
Total	4	4	2	8	10	16
Range	65-69	69-73	70-71	70-88	52-89	55-90
Mean	67.8	71.0	70.5	79.5	75.0	75.6
Median	68.5	71	70.5	80	80	76



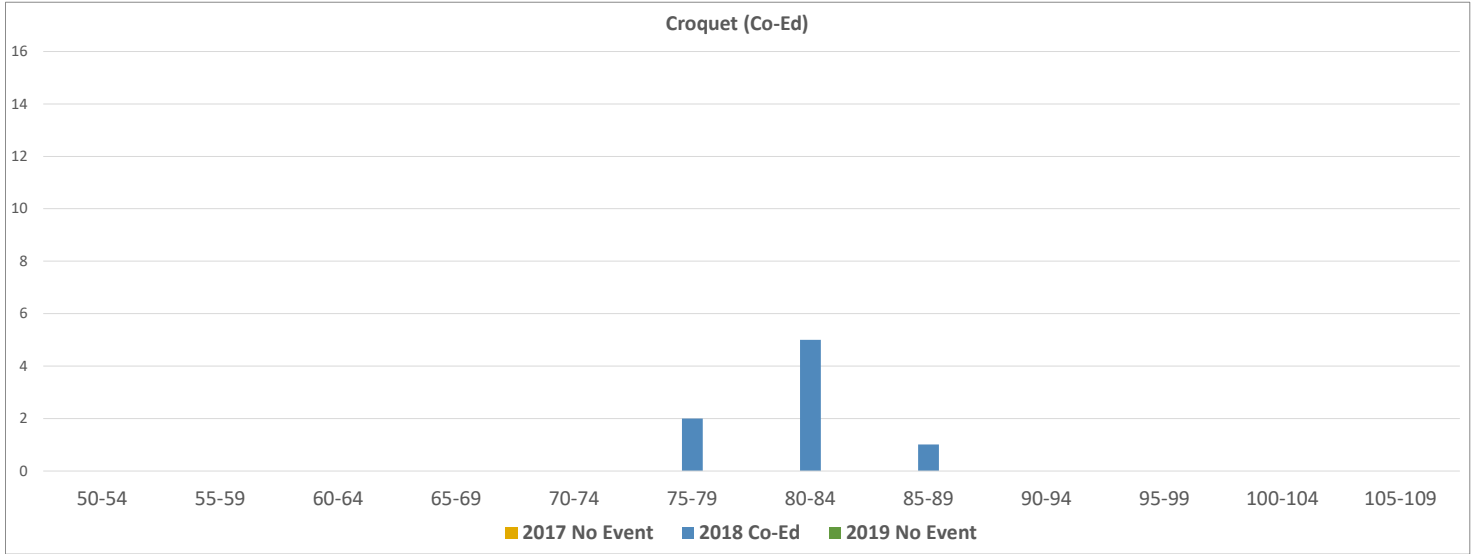
Cornhole Toss-Mixed Doubles	2017 Co-Ed	2018 Co-Ed	2019 Co-Ed			
50-54	1	0	0			
55-59	2	0	0			
60-64	1	0	3			
65-69	5	3	5			
70-74	3	2	8			
75-79	1	2	2			
80-84	1	1	1			
85-89	0	0	1			
90-94	0	0	0			
95-99	0	0	0			
100-104	0	0	0			
105-109	0	0	0			
Total	14	8	20	0	0	0
Range	52-82	66-83	60-87			
Mean	67.3	72.8	70.7			
Median	67.5	71	70.5			



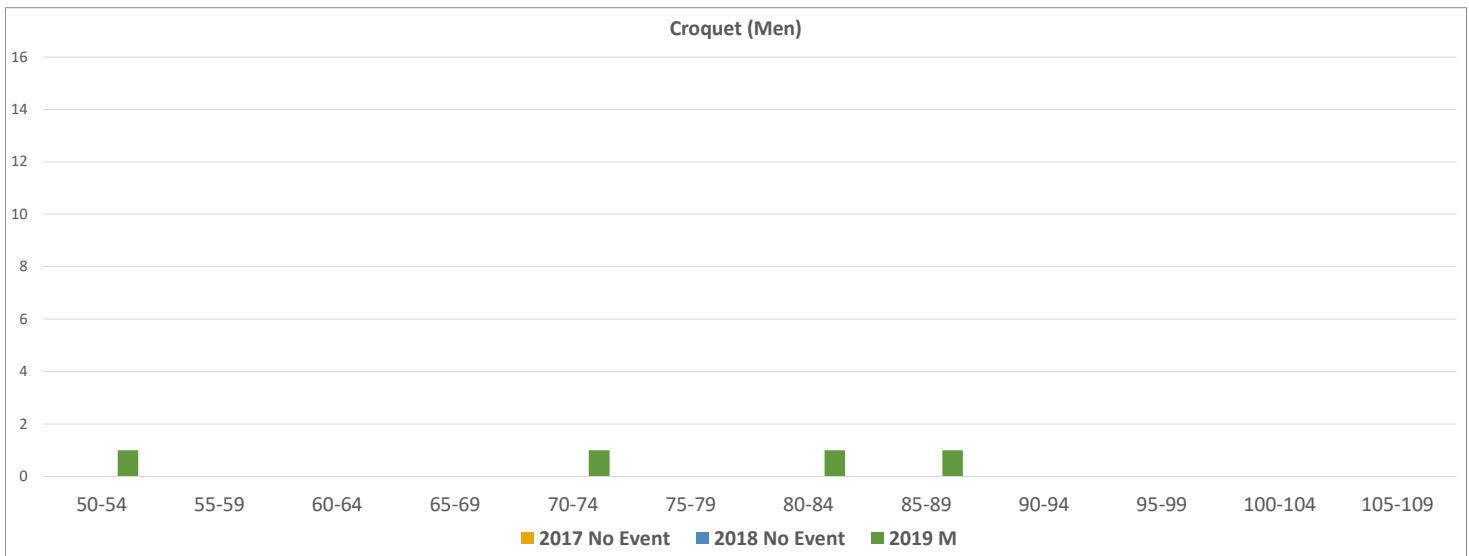
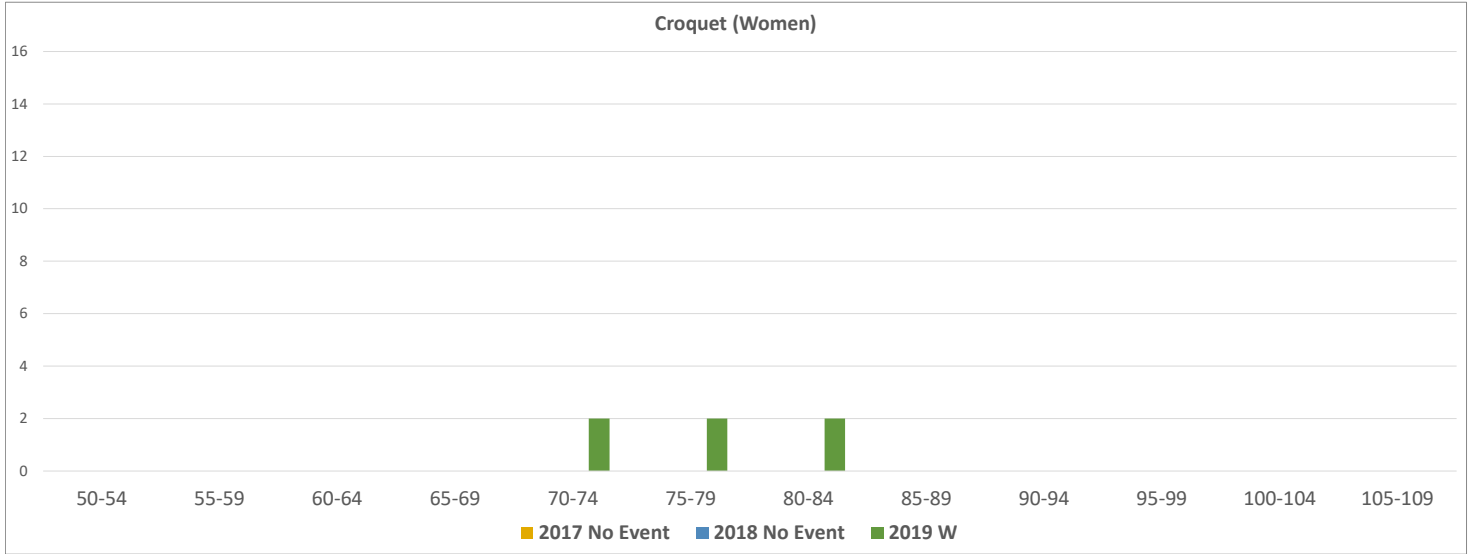
Cribbage	2017 Co-Ed	2018 Co-Ed	2019 Co-Ed			
50-54	1	1	0			
55-59	2	3	3			
60-64	0	0	0			
65-69	0	1	2			
70-74	0	1	3			
75-79	0	0	0			
80-84	1	2	4			
85-89	0	0	1			
90-94	2	1	1			
95-99	0	1	1			
100-104	0	0	0			
105-109	0	0	0			
Total	6	10	15	0	0	0
Range	54-94	52-95	56-96			
Mean	72.8	70.8	75.3			
Median	69.5	68	73			



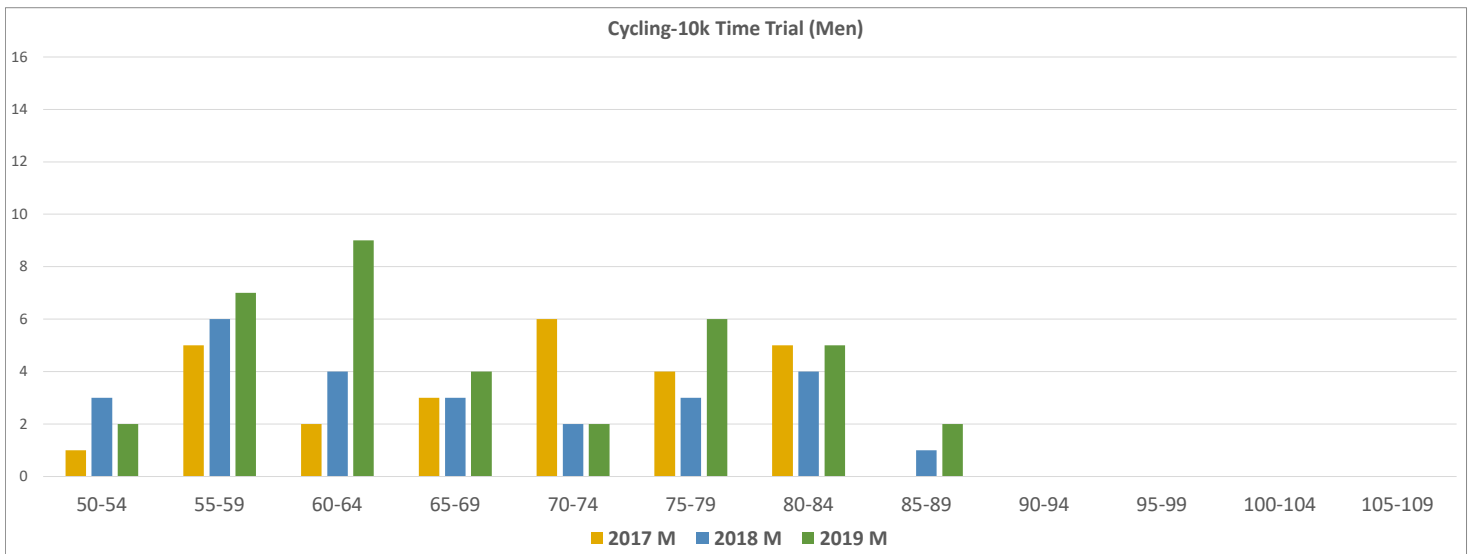
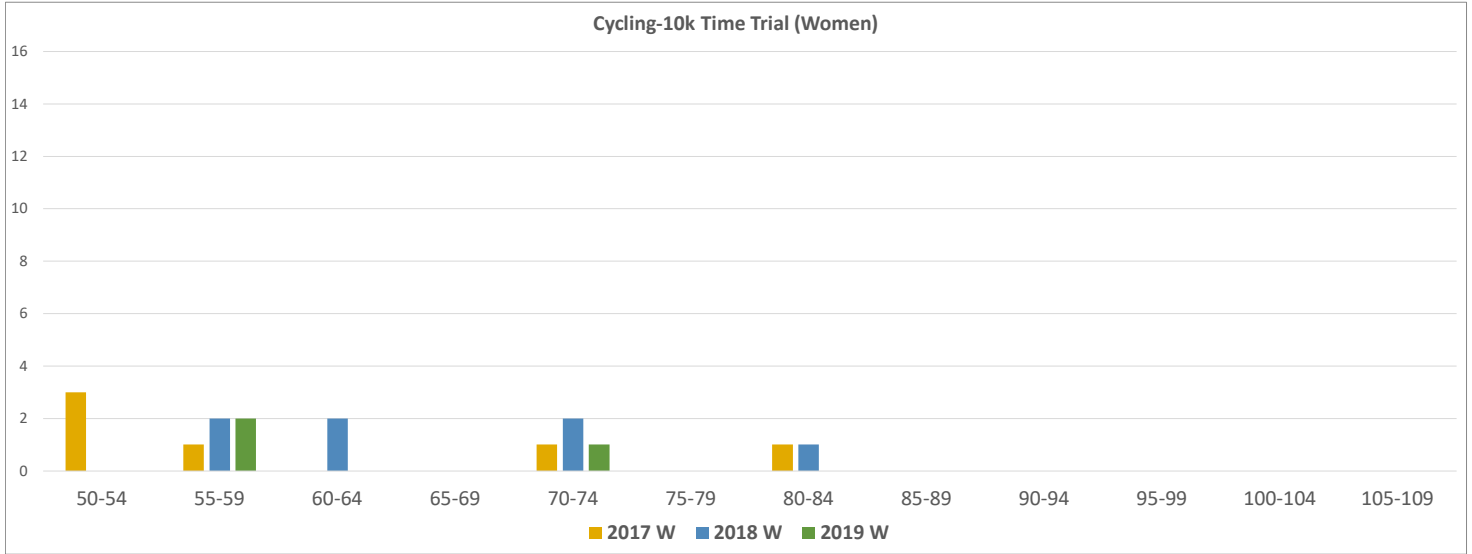
Croquet (Co-Ed)	2017 No Event	2018 Co-Ed	2019 No Event		
50-54	0	0	0		
55-59	0	0	0		
60-64	0	0	0		
65-69	0	0	0		
70-74	0	0	0		
75-79	0	2	0		
80-84	0	5	0		
85-89	0	1	0		
90-94	0	0	0		
95-99	0	0	0		
100-104	0	0	0		
105-109	0	0	0		
Total	0	8	0	0	0
Range		77-89			
Mean		81.8			
Median		82			



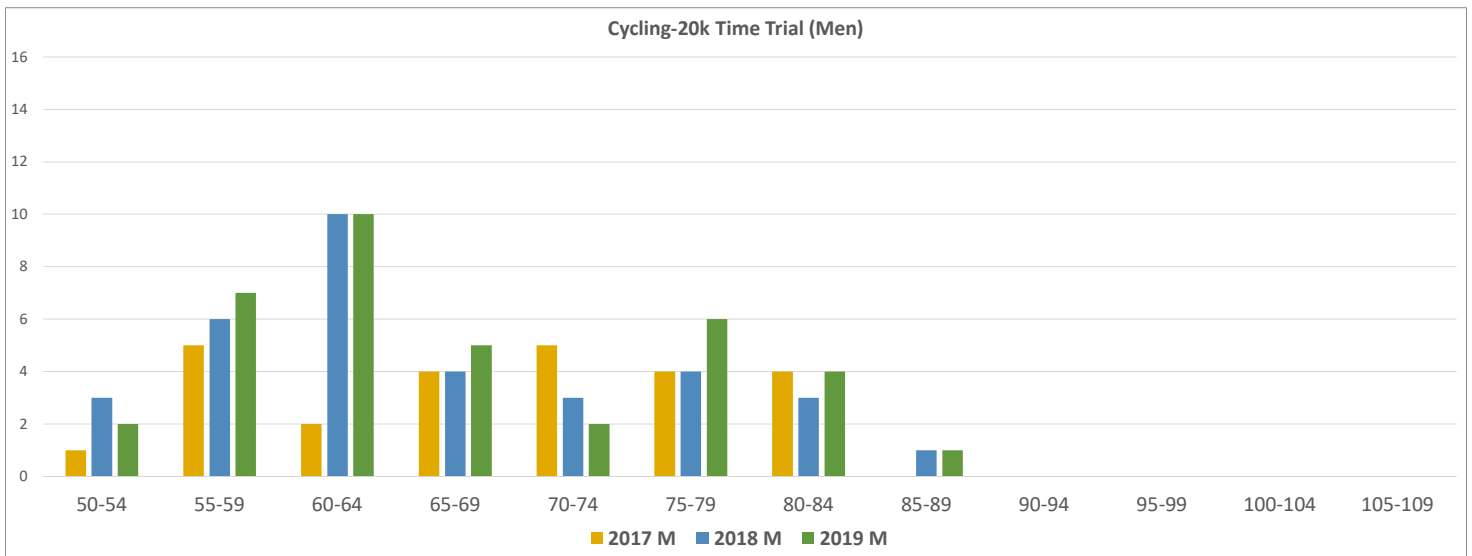
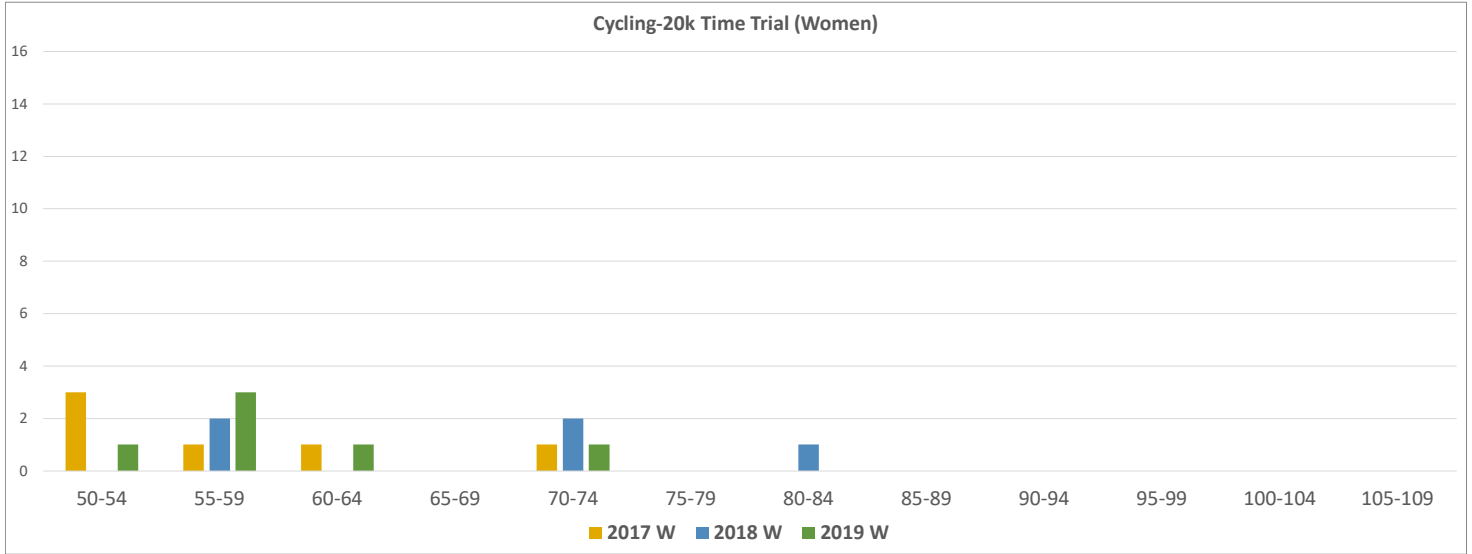
Croquet	2017 No Event	2018 No Event	2019 W	2017 No Event	2018 No Event	2019 M
50-54	0	0	0	0	0	1
55-59	0	0	0	0	0	0
60-64	0	0	0	0	0	0
65-69	0	0	0	0	0	0
70-74	0	0	2	0	0	1
75-79	0	0	2	0	0	0
80-84	0	0	2	0	0	1
85-89	0	0	0	0	0	1
90-94	0	0	0	0	0	0
95-99	0	0	0	0	0	0
100-104	0	0	0	0	0	0
105-109	0	0	0	0	0	0
Total	0	0	6	0	0	4
Range			71-83			52-88
Mean			77.5			73.5
Median			78.5			77



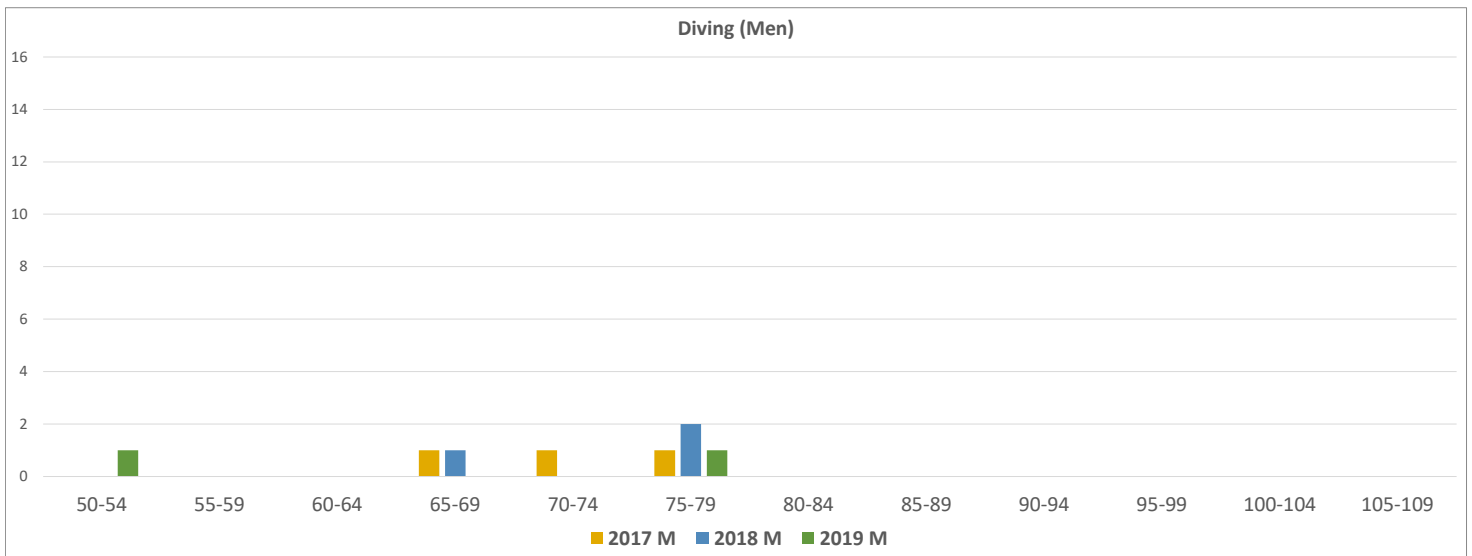
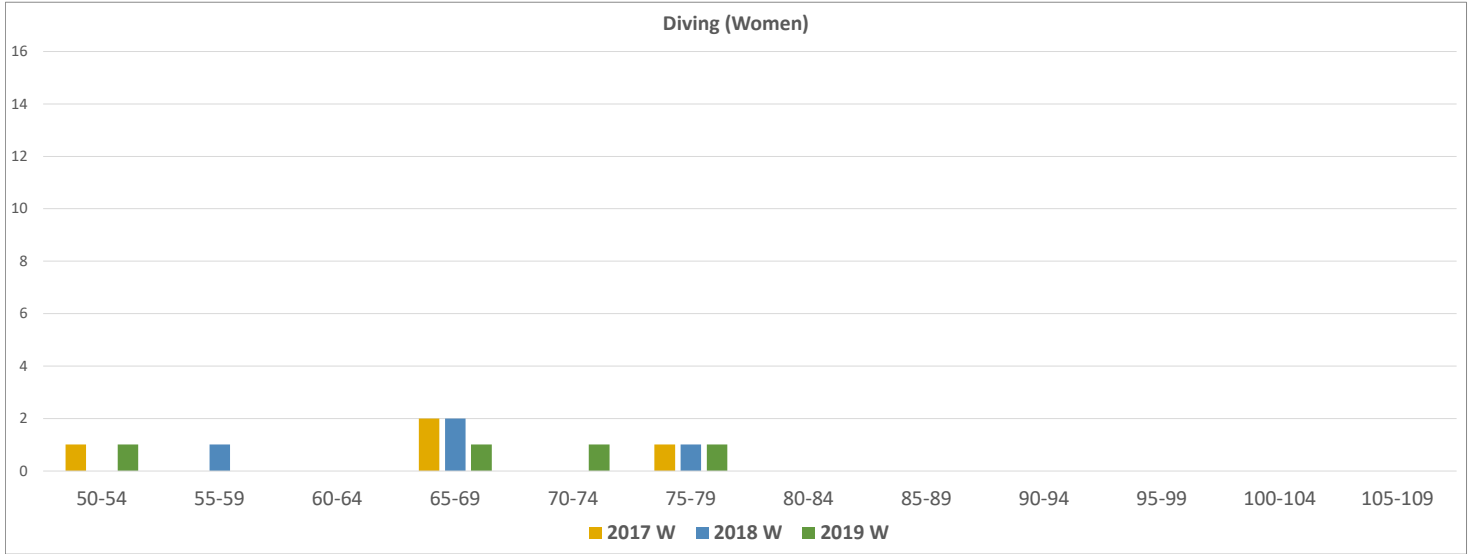
Cycling-10k Time Trial	2017 W	2018 W	2019 W	2017 M	2018 M	2019 M
50-54	3	0	0	1	3	2
55-59	1	2	2	5	6	7
60-64	0	2	0	2	4	9
65-69	0	0	0	3	3	4
70-74	1	2	1	6	2	2
75-79	0	0	0	4	3	6
80-84	1	1	0	5	4	5
85-89	0	0	0	0	1	2
90-94	0	0	0	0	0	0
95-99	0	0	0	0	0	0
100-104	0	0	0	0	0	0
105-109	0	0	0	0	0	0
Total	6	7	3	26	26	37
Range	52-80	55-81	56-73	54-84	51-85	52-86
Mean	61.3	65.9	62.7	69.7	66.9	68.2
Median	55.5	63	59	71	64	66



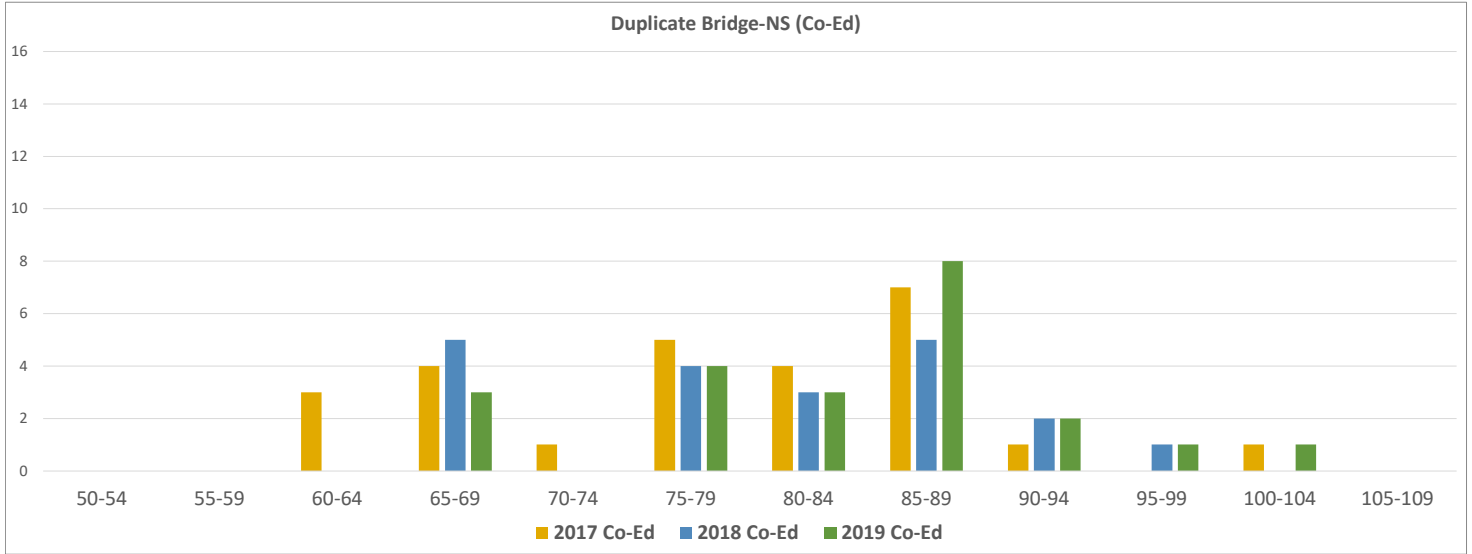
Cycling-20k Time Trial	2017 W	2018 W	2019 W	2017 M	2018 M	2019 M
50-54	3	0	1	1	3	2
55-59	1	2	3	5	6	7
60-64	1	0	1	2	10	10
65-69	0	0	0	4	4	5
70-74	1	2	1	5	3	2
75-79	0	0	0	4	4	6
80-84	0	1	0	4	3	4
85-89	0	0	0	0	1	1
90-94	0	0	0	0	0	0
95-99	0	0	0	0	0	0
100-104	0	0	0	0	0	0
105-109	0	0	0	0	0	0
Total	6	5	6	25	34	37
Range	52-71	55-81	51-73	54-84	51-85	52-86
Mean	58.0	66.6	59.7	69.0	66.0	67.2
Median	55.5	70	57.5	70	63.5	64



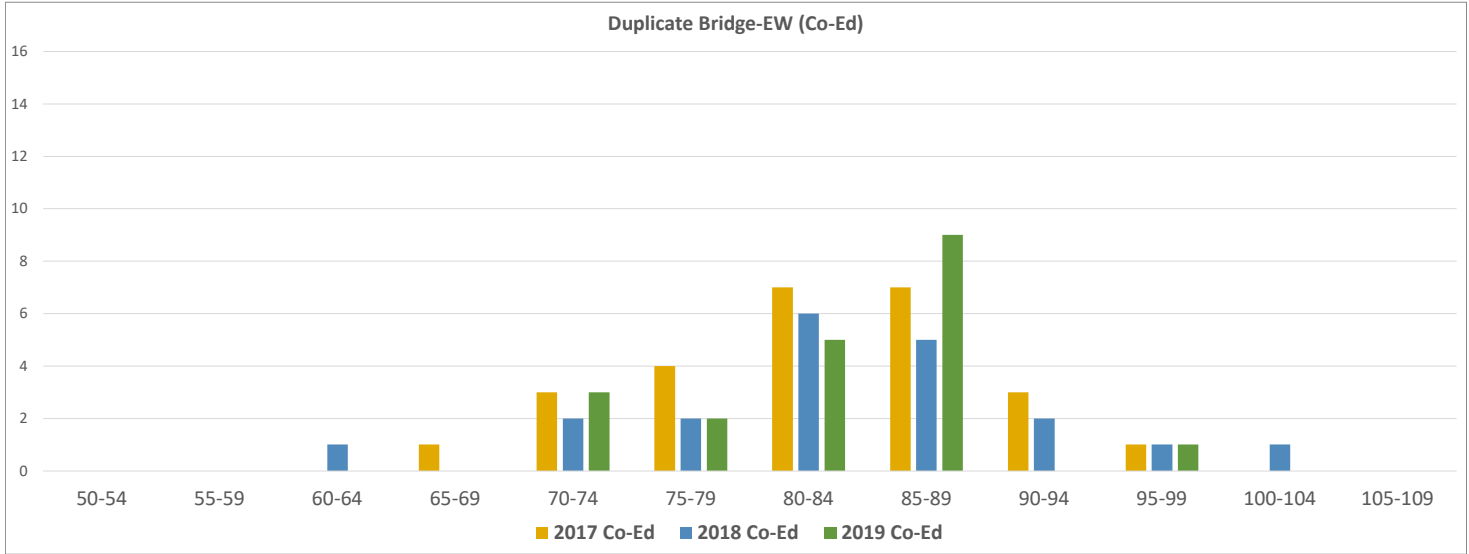
Diving	2017 W	2018 W	2019 W	2017 M	2018 M	2019 M
50-54	1	0	1	0	0	1
55-59	0	1	0	0	0	0
60-64	0	0	0	0	0	0
65-69	2	2	1	1	1	0
70-74	0	0	1	1	0	0
75-79	1	1	1	1	2	1
80-84	0	0	0	0	0	0
85-89	0	0	0	0	0	0
90-94	0	0	0	0	0	0
95-99	0	0	0	0	0	0
100-104	0	0	0	0	0	0
105-109	0	0	0	0	0	0
Total	4	4	4	3	3	2
Range	50-77	56-78	52-79	68-77	69-79	50-79
Mean	65.5	67.8	67.5	73.0	75.3	64.5
Median	67.5	68.5	69.5	74	78	64.5



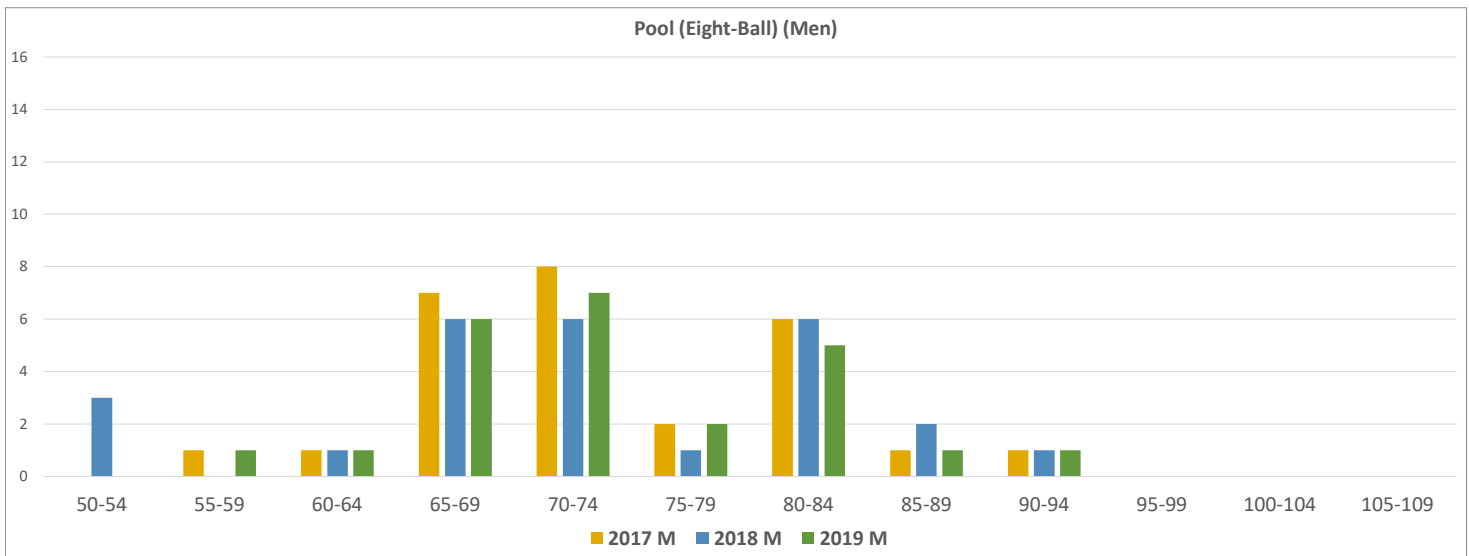
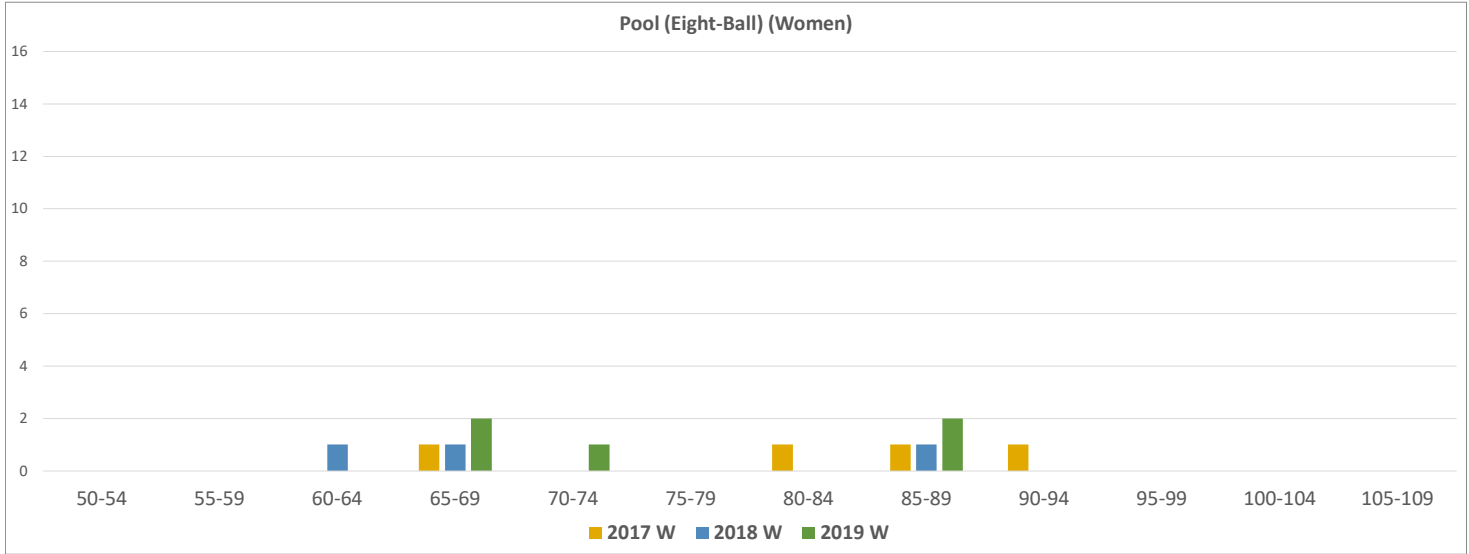
Duplicate Bridge-NS	2017 Co-Ed	2018 Co-Ed	2019 Co-Ed			
50-54	0	0	0			
55-59	0	0	0			
60-64	3	0	0			
65-69	4	5	3			
70-74	1	0	0			
75-79	5	4	4			
80-84	4	3	3			
85-89	7	5	8			
90-94	1	2	2			
95-99	0	1	1			
100-104	1	0	1			
105-109	0	0	0			
Total	26	20	22	0	0	0
Range	61-102	65-98	66-104			
Mean	78.3	80.2	83.1			
Median	80	80.5	85			



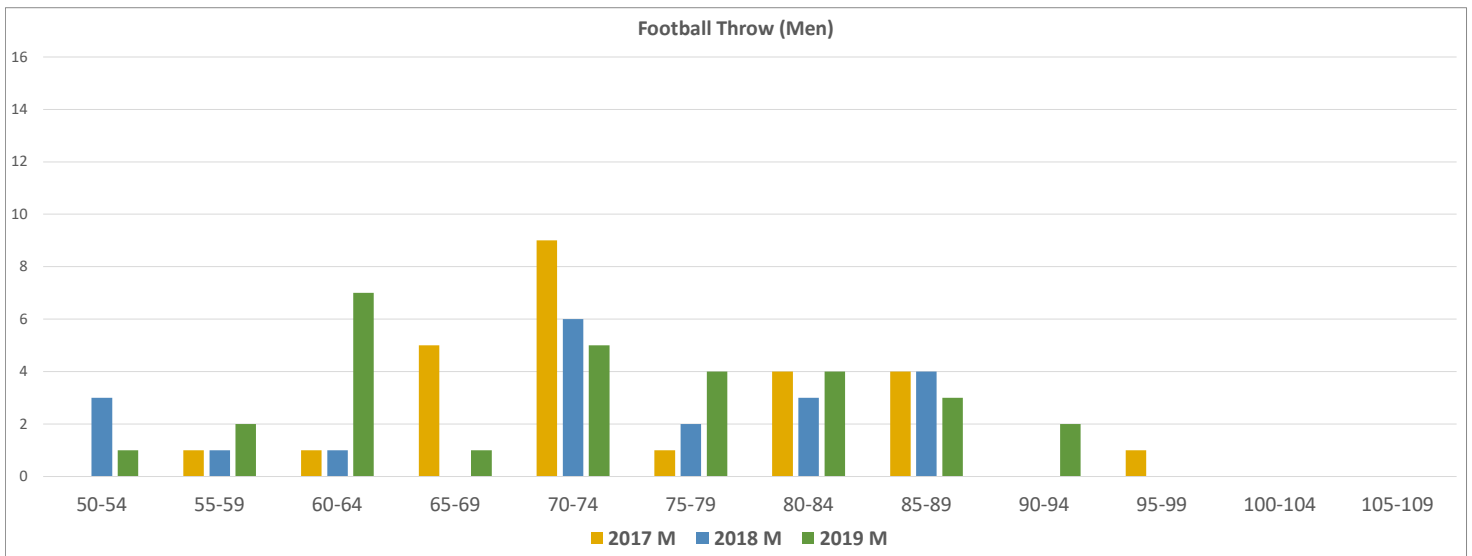
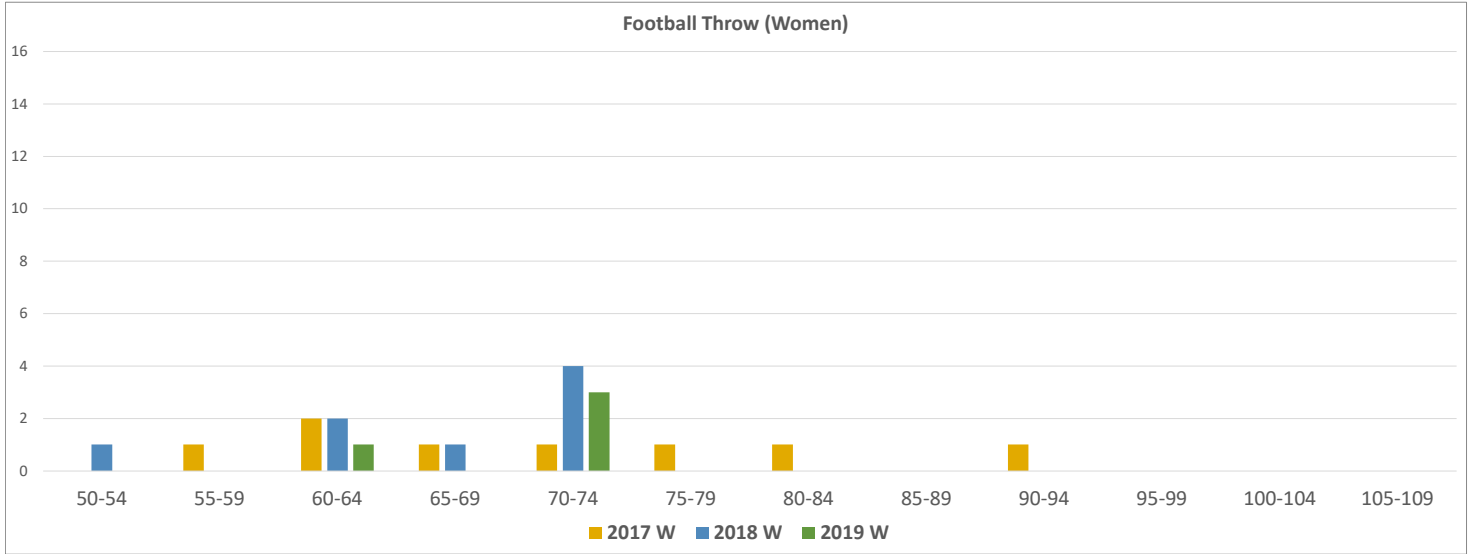
Duplicate Bridge-EW	2017 Co-Ed	2018 Co-Ed	2019 Co-Ed			
50-54	0	0	0			
55-59	0	0	0			
60-64	0	1	0			
65-69	1	0	0			
70-74	3	2	3			
75-79	4	2	2			
80-84	7	6	5			
85-89	7	5	9			
90-94	3	2	0			
95-99	1	1	1			
100-104	0	1	0			
105-109	0	0	0			
Total	26	20	20	0	0	0
Range	66-97	64-103	70-95			
Mean	82.4	83.9	83.1			
Median	82	83.5	84.5			



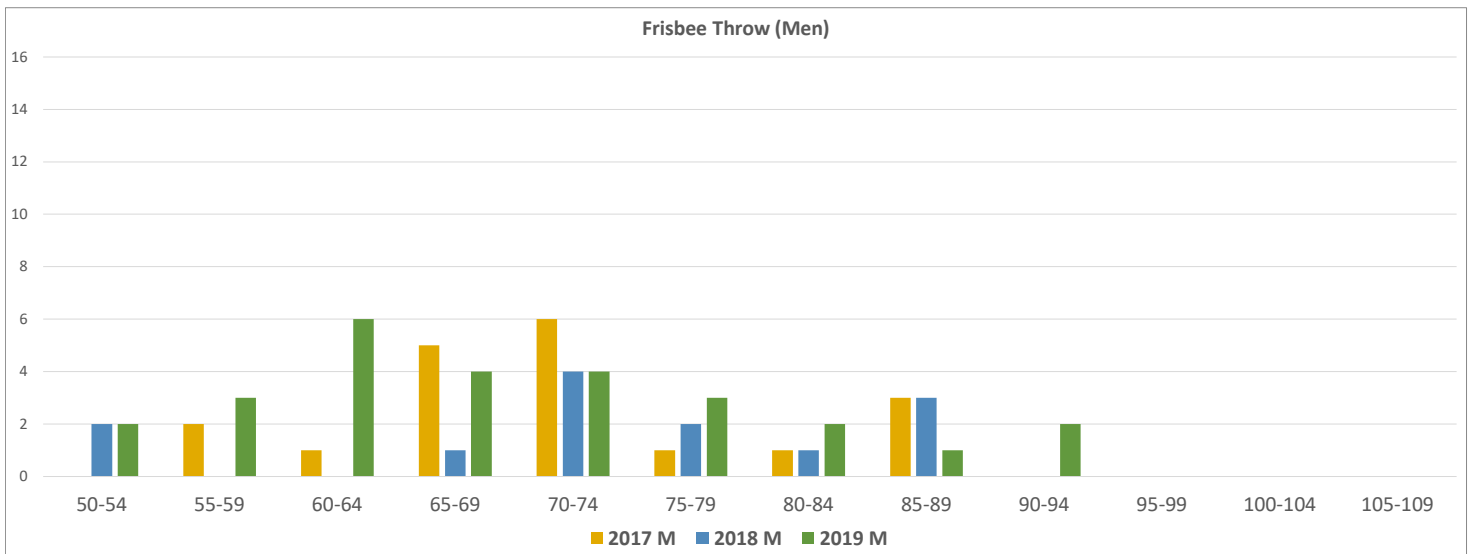
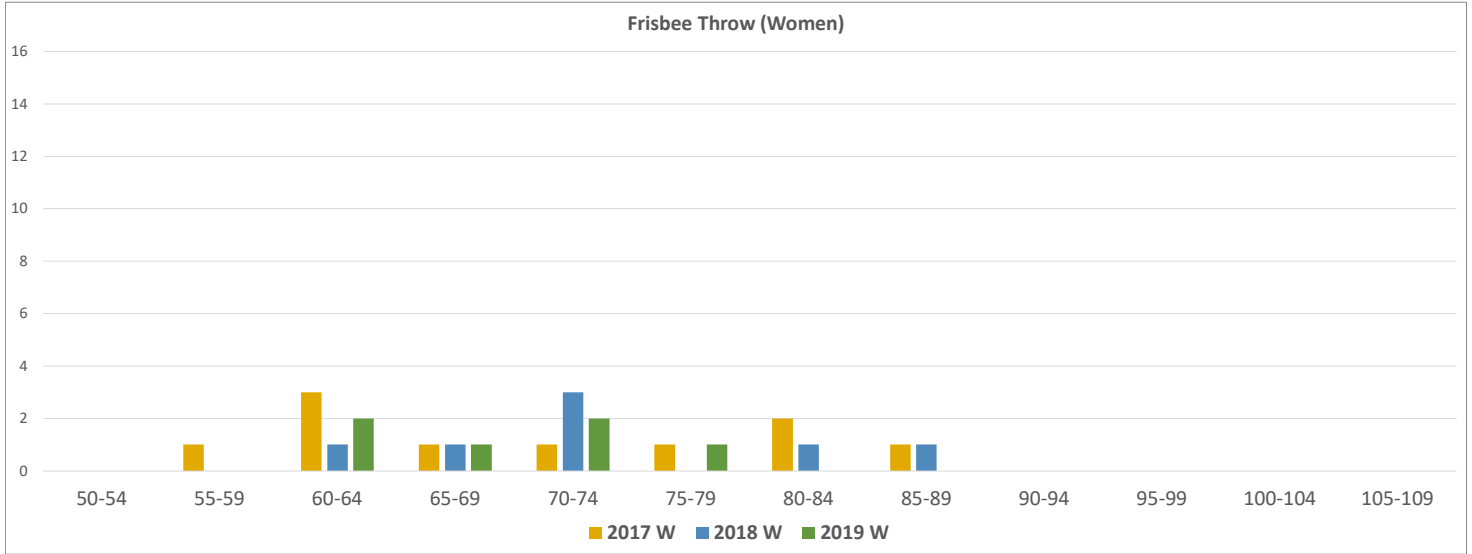
Pool (Eight-Ball)	2017 W	2018 W	2019 W	2017 M	2018 M	2019 M
50-54	0	0	0	0	3	0
55-59	0	0	0	1	0	1
60-64	0	1	0	1	1	1
65-69	1	1	2	7	6	6
70-74	0	0	1	8	6	7
75-79	0	0	0	2	1	2
80-84	1	0	0	6	6	5
85-89	1	1	2	1	2	1
90-94	1	0	0	1	1	1
95-99	0	0	0	0	0	0
100-104	0	0	0	0	0	0
105-109	0	0	0	0	0	0
Total	4	3	5	27	26	24
Range	65-91	60-88	67-89	59-90	51-91	55-92
Mean	81.8	71.3	76.0	74.0	73.0	74.1
Median	85.5	66	70	72	73	74



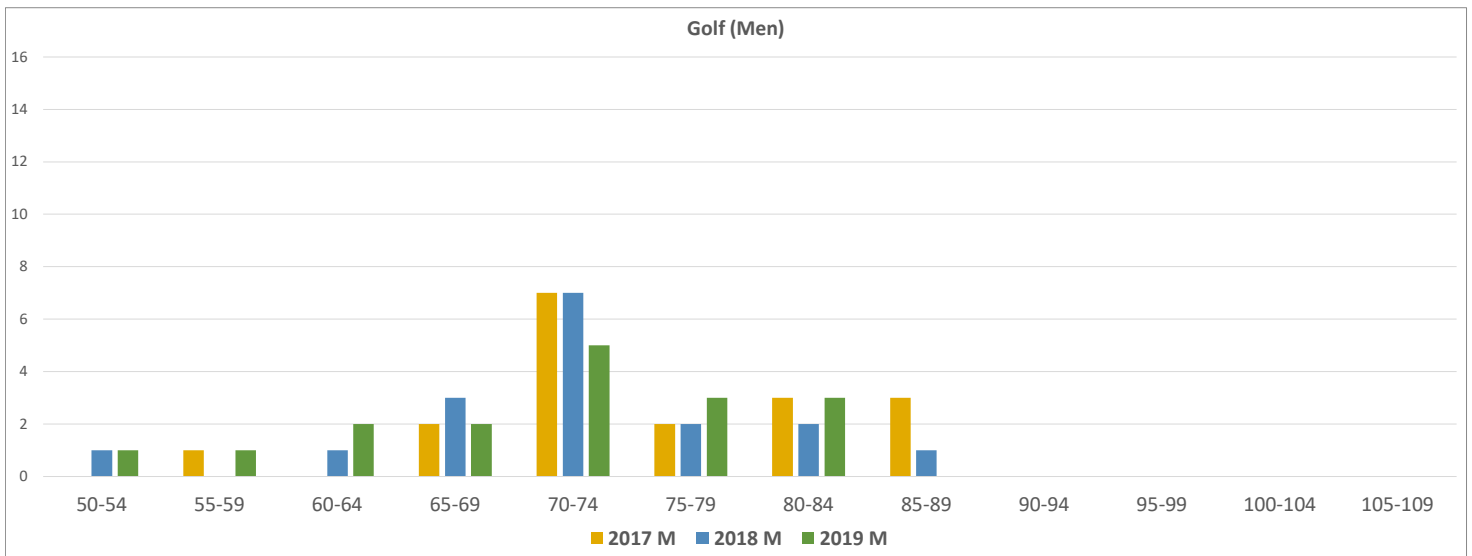
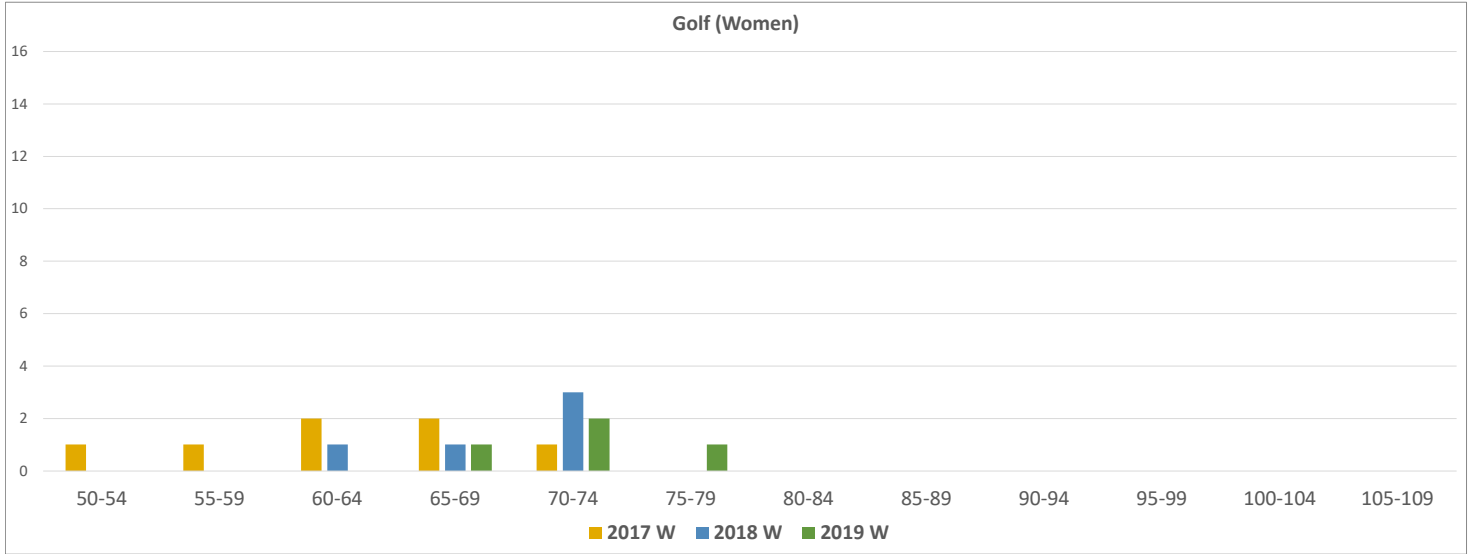
Football Throw	2017 W	2018 W	2019 W	2017 M	2018 M	2019 M
50-54	0	1	0	0	3	1
55-59	1	0	0	1	1	2
60-64	2	2	1	1	1	7
65-69	1	1	0	5	0	1
70-74	1	4	3	9	6	5
75-79	1	0	0	1	2	4
80-84	1	0	0	4	3	4
85-89	0	0	0	4	4	3
90-94	1	0	0	0	0	2
95-99	0	0	0	1	0	0
100-104	0	0	0	0	0	0
105-109	0	0	0	0	0	0
Total	8	8	4	26	20	29
Range	59-90	53-73	62-74	56-95	50-89	52-91
Mean	70.9	66.8	70.3	75.2	73.2	72.8
Median	68.5	68	72.5	73	74	73



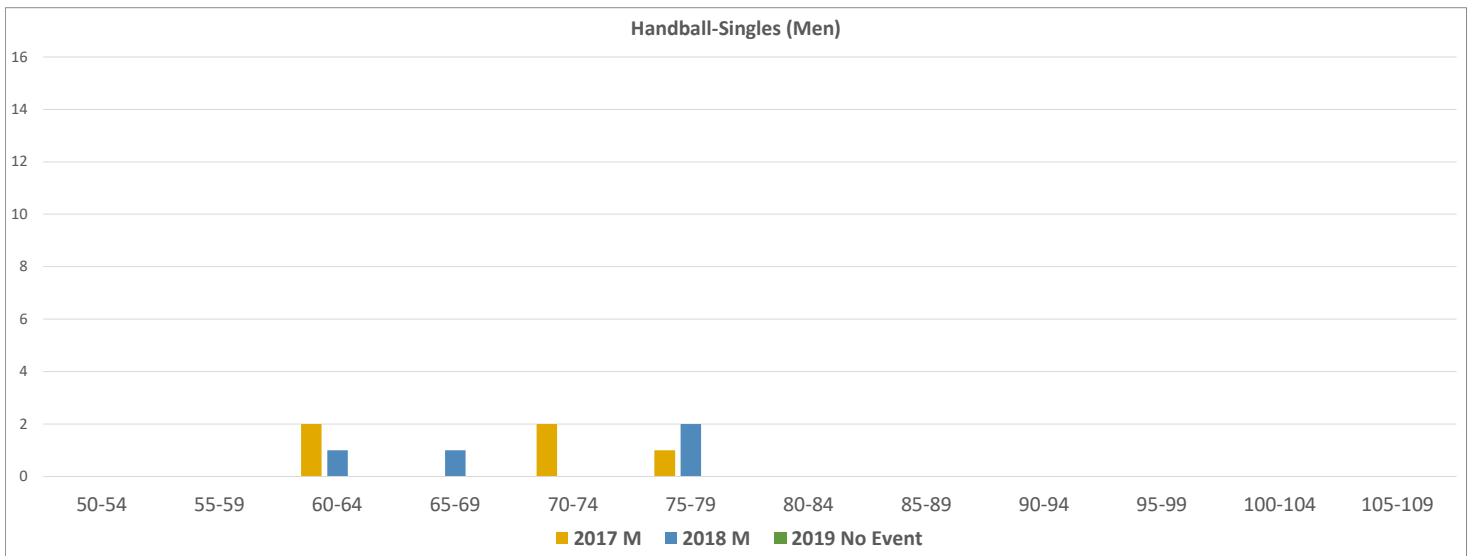
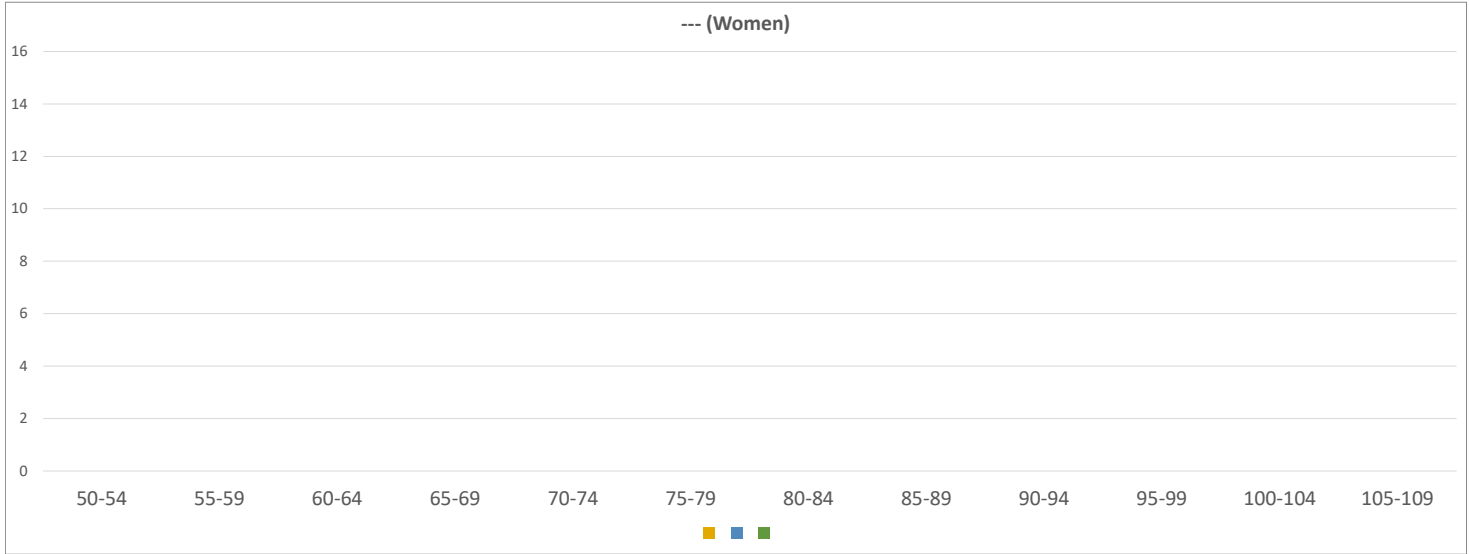
Frisbee Throw	2017 W	2018 W	2019 W	2017 M	2018 M	2019 M
50-54	0	0	0	0	2	2
55-59	1	0	0	2	0	3
60-64	3	1	2	1	0	6
65-69	1	1	1	5	1	4
70-74	1	3	2	6	4	4
75-79	1	0	1	1	2	3
80-84	2	1	0	1	1	2
85-89	1	1	0	3	3	1
90-94	0	0	0	0	0	2
95-99	0	0	0	0	0	0
100-104	0	0	0	0	0	0
105-109	0	0	0	0	0	0
Total	10	7	6	19	13	27
Range	59-86	63-87	62-78	56-89	52-89	52-91
Mean	70.9	73.1	69.0	72.1	73.8	69.3
Median	68.5	72	69	71	74	68



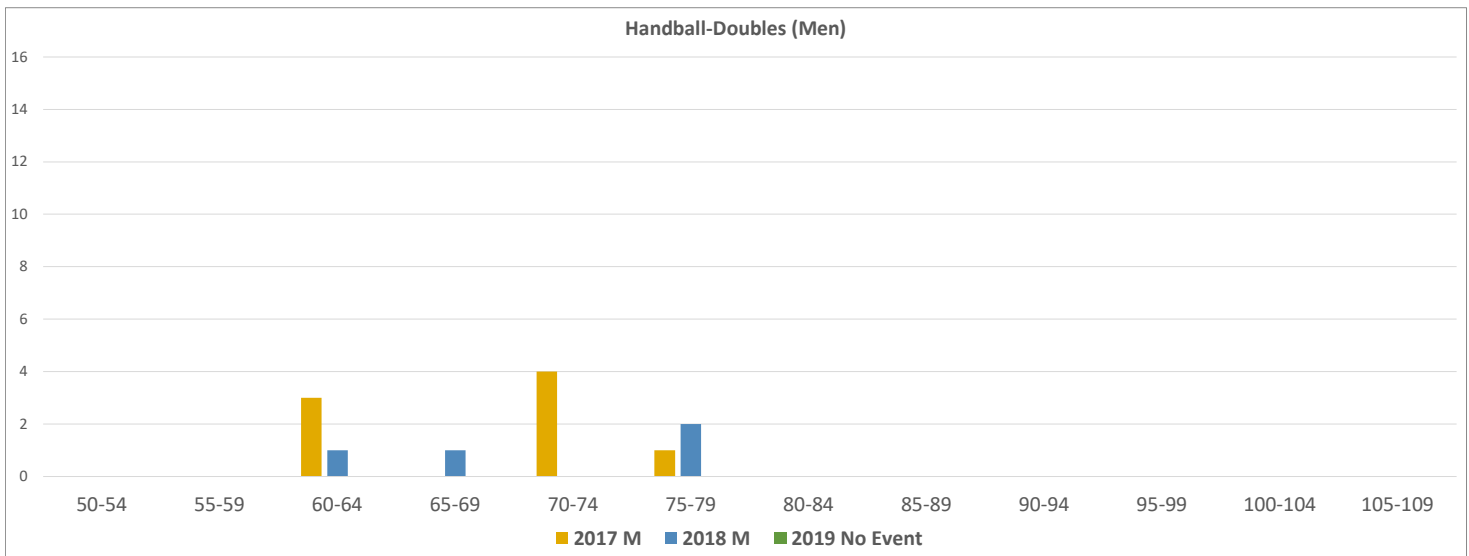
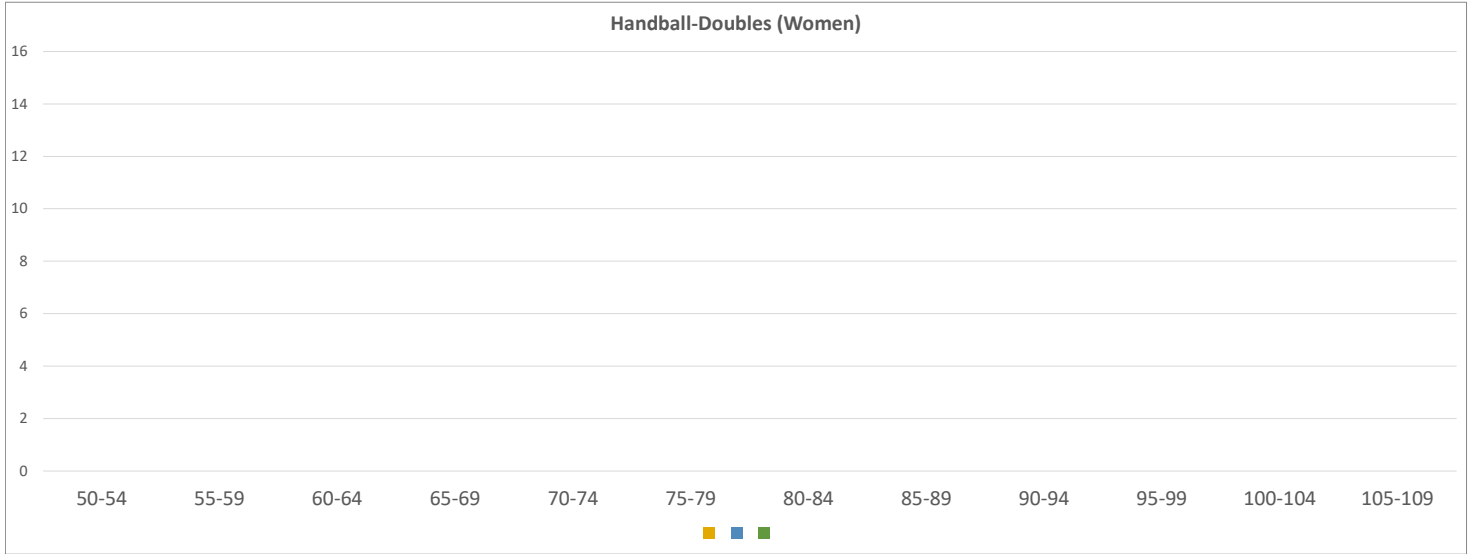
Golf	2017 W	2018 W	2019 W	2017 M	2018 M	2019 M
50-54	1	0	0	0	1	1
55-59	1	0	0	1	0	1
60-64	2	1	0	0	1	2
65-69	2	1	1	2	3	2
70-74	1	3	2	7	7	5
75-79	0	0	1	2	2	3
80-84	0	0	0	3	2	3
85-89	0	0	0	3	1	0
90-94	0	0	0	0	0	0
95-99	0	0	0	0	0	0
100-104	0	0	0	0	0	0
105-109	0	0	0	0	0	0
Total	7	5	4	18	17	17
Range	54-72	60-71	65-77	59-88	50-85	51-84
Mean	63.4	68.2	70.8	75.6	71.4	71.1
Median	64	70	70.5	74	72	73



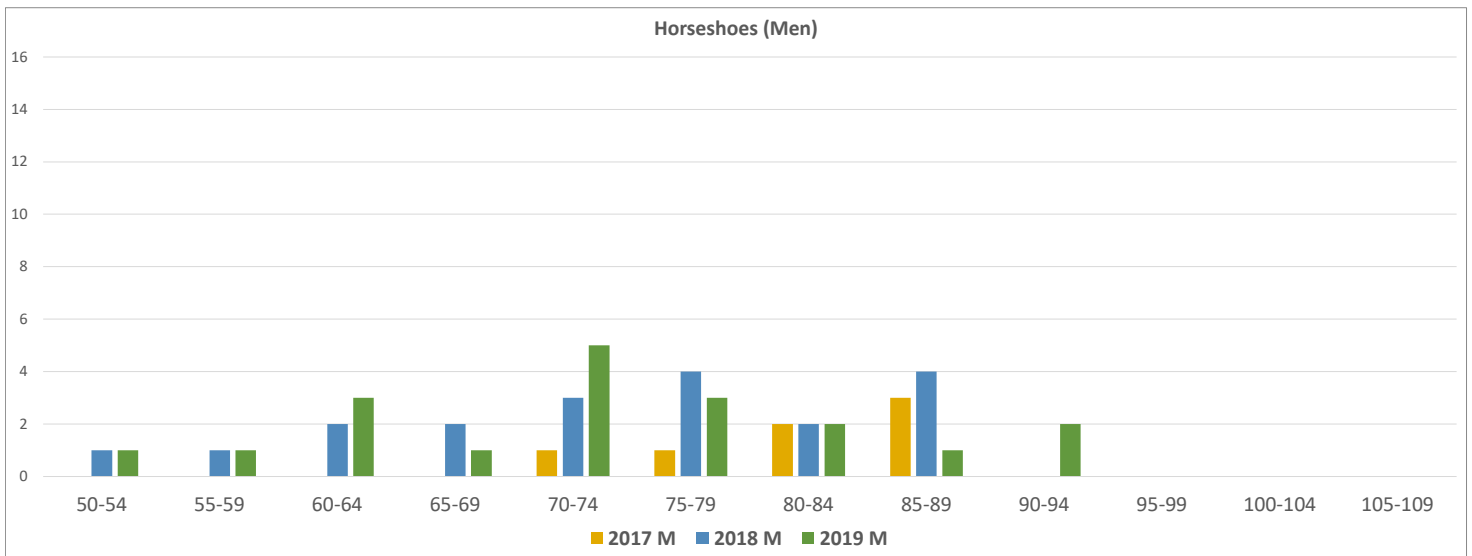
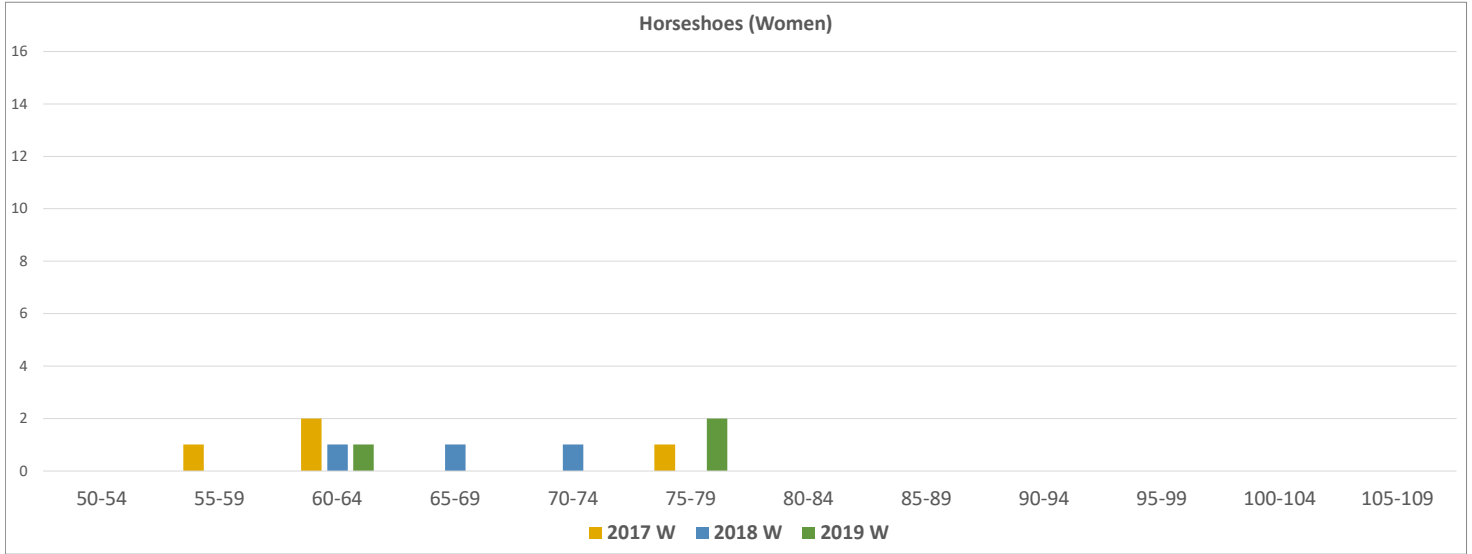
Handball-Singles	2017 M	2018 M	2019 No Event
50-54	0	0	0
55-59	0	0	0
60-64	0	0	0
65-69	0	0	0
70-74	2	1	0
75-79	0	2	0
80-84	0	0	0
85-89	0	0	0
90-94	0	0	0
95-99	0	0	0
100-104	0	0	0
105-109	0	0	0
Total	5	4	0
Range	63-76	64-77	
Mean	69.8	70.3	
Median	73	70	



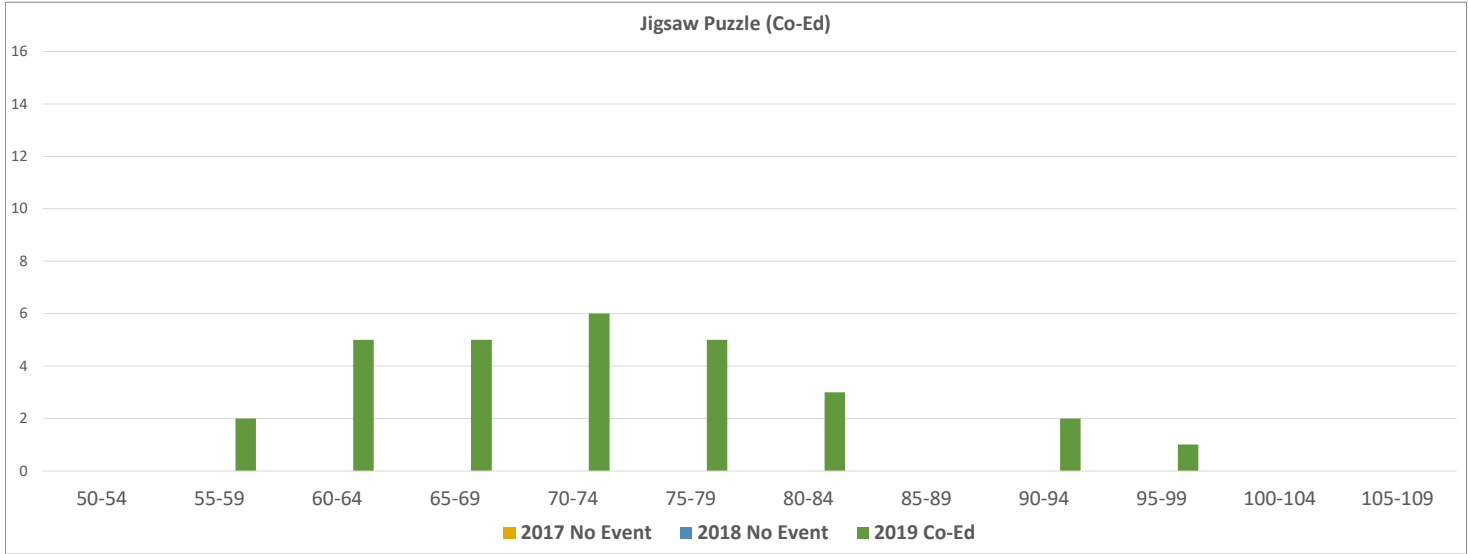
Handball-Doubles	2017 M	2018 M	2019 No Event
50-54	0	0	0
55-59	0	0	0
60-64	0	0	0
65-69	0	0	0
70-74	0	0	0
75-79	0	0	0
80-84	0	0	0
85-89	0	0	0
90-94	0	0	0
95-99	0	0	0
100-104	0	0	0
105-109	0	0	0
Total	8	4	0
Range	63-76	64-77	
Mean	69.5	70.3	
Median	71.5	70	



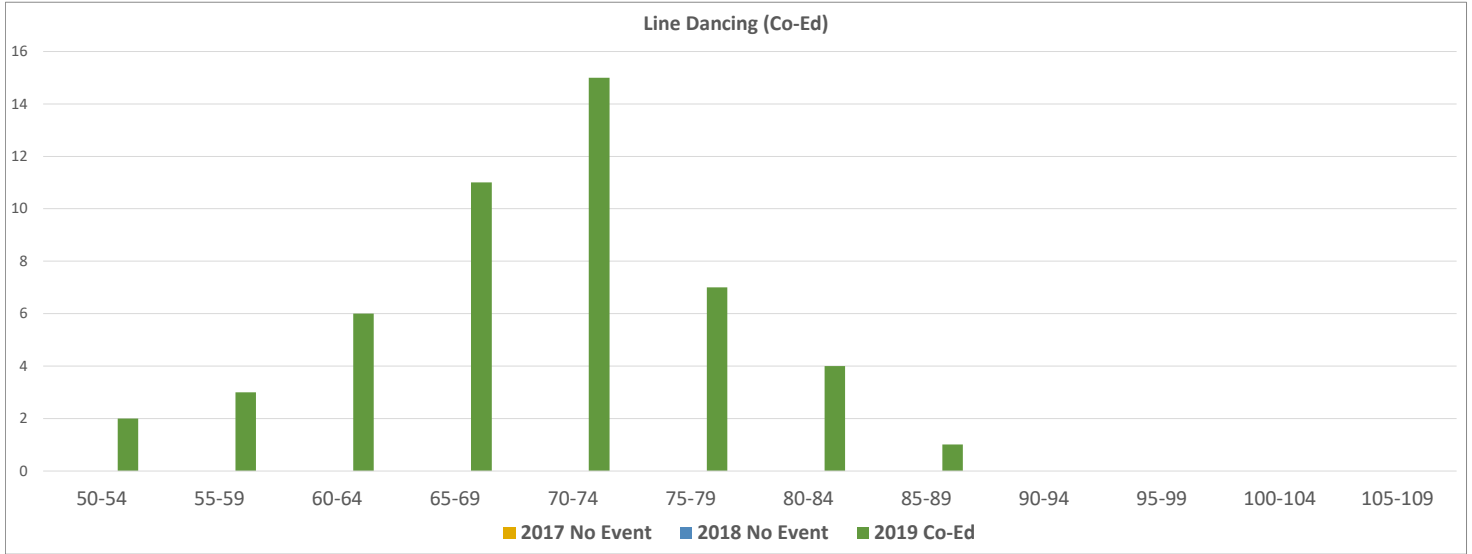
Horseshoes	2017 W	2018 W	2019 W	2017 M	2018 M	2019 M
50-54	0	0	0	0	1	1
55-59	1	0	0	0	1	1
60-64	2	1	1	0	2	3
65-69	0	1	0	0	2	1
70-74	0	1	0	1	3	5
75-79	1	0	2	1	4	3
80-84	0	0	0	2	2	2
85-89	0	0	0	3	4	1
90-94	0	0	0	0	0	2
95-99	0	0	0	0	0	0
100-104	0	0	0	0	0	0
105-109	0	0	0	0	0	0
Total	4	3	3	7	19	19
Range	57-75	63-70	61-77	73-89	51-89	52-91
Mean	63.5	66.7	71.7	81.9	73.7	73.1
Median	61	67	77	82	75	74



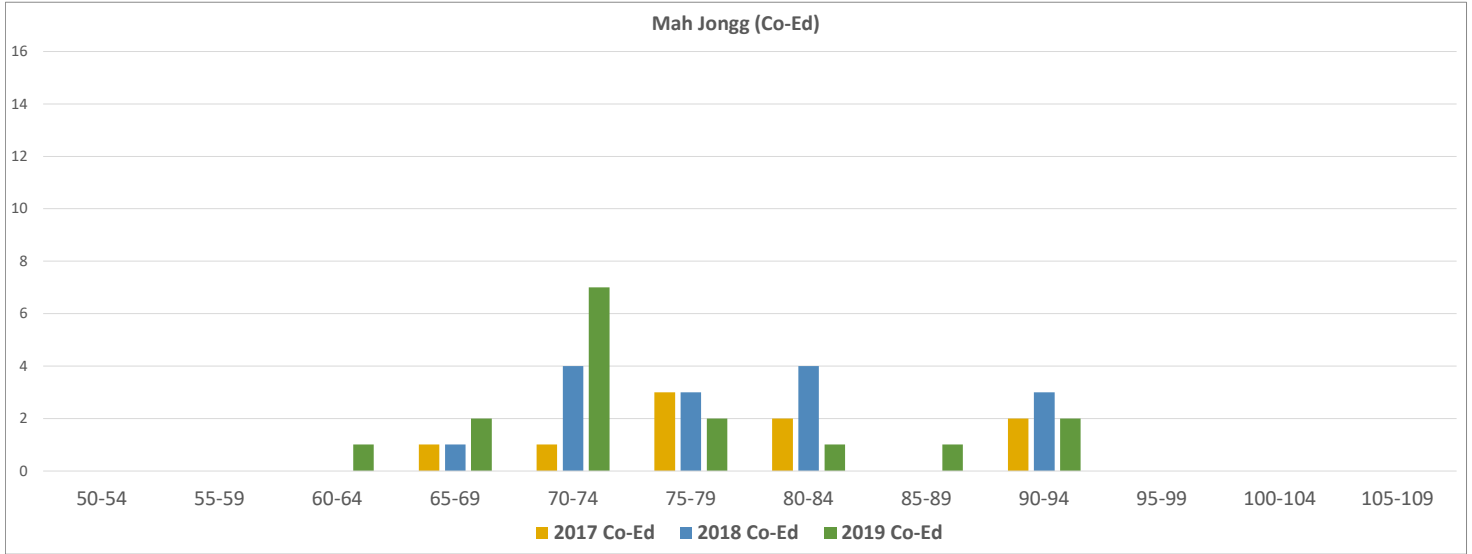
Jigsaw Puzzle	2017 No Event	2018 No Event	2019 Co-Ed			
50-54	0	0	0			
55-59	0	0	2			
60-64	0	0	5			
65-69	0	0	5			
70-74	0	0	6			
75-79	0	0	5			
80-84	0	0	3			
85-89	0	0	0			
90-94	0	0	2			
95-99	0	0	1			
100-104	0	0	0			
105-109	0	0	0			
Total	0	0	29	0	0	0
Range			55-95			
Mean			72.1			
Median			71			



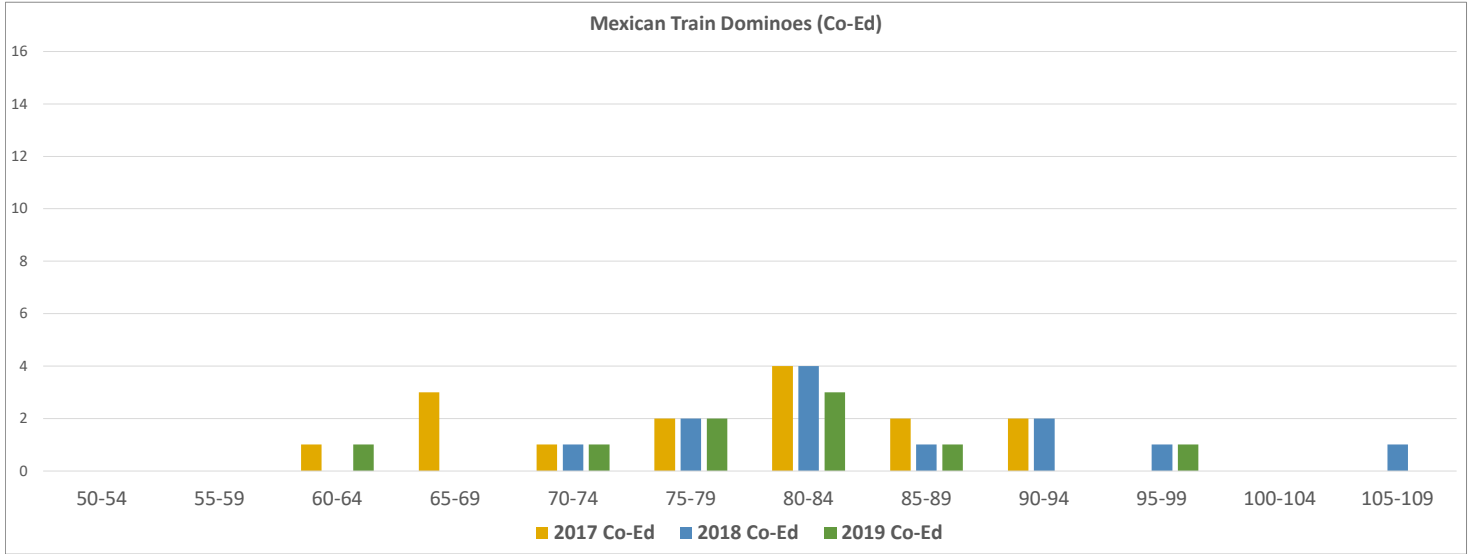
Line Dancing	2017 No Event	2018 No Event	2019 Co-Ed			
50-54	0	0	2			
55-59	0	0	3			
60-64	0	0	6			
65-69	0	0	11			
70-74	0	0	15			
75-79	0	0	7			
80-84	0	0	4			
85-89	0	0	1			
90-94	0	0	0			
95-99	0	0	0			
100-104	0	0	0			
105-109	0	0	0			
Total	0	0	49	0	0	0
Range			51-88			
Mean			69.6			
Median			71			



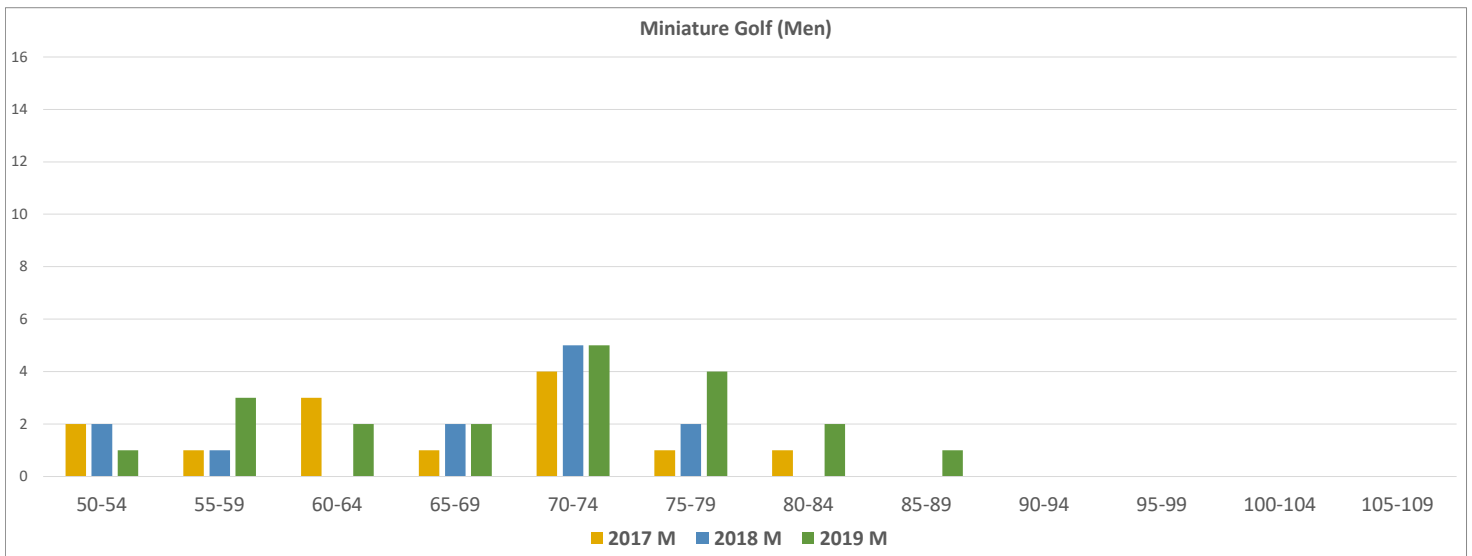
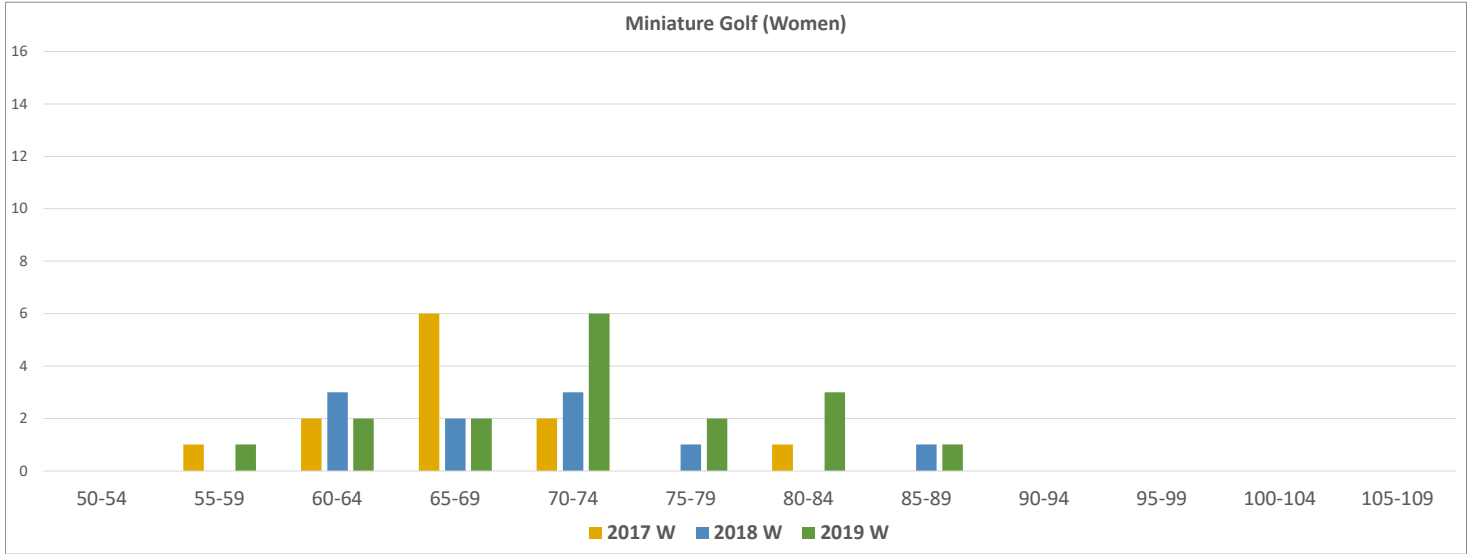
Mah Jongg	2017 Co-Ed	2018 Co-Ed	2019 Co-Ed			
50-54	0	0	0			
55-59	0	0	0			
60-64	0	0	1			
65-69	1	1	2			
70-74	1	4	7			
75-79	3	3	2			
80-84	2	4	1			
85-89	0	0	1			
90-94	2	3	2			
95-99	0	0	0			
100-104	0	0	0			
105-109	0	0	0			
Total	9	15	16	0	0	0
Range	68-92	69-94	64-94			
Mean	79.0	79.1	76.1			
Median	77	77	72.5			



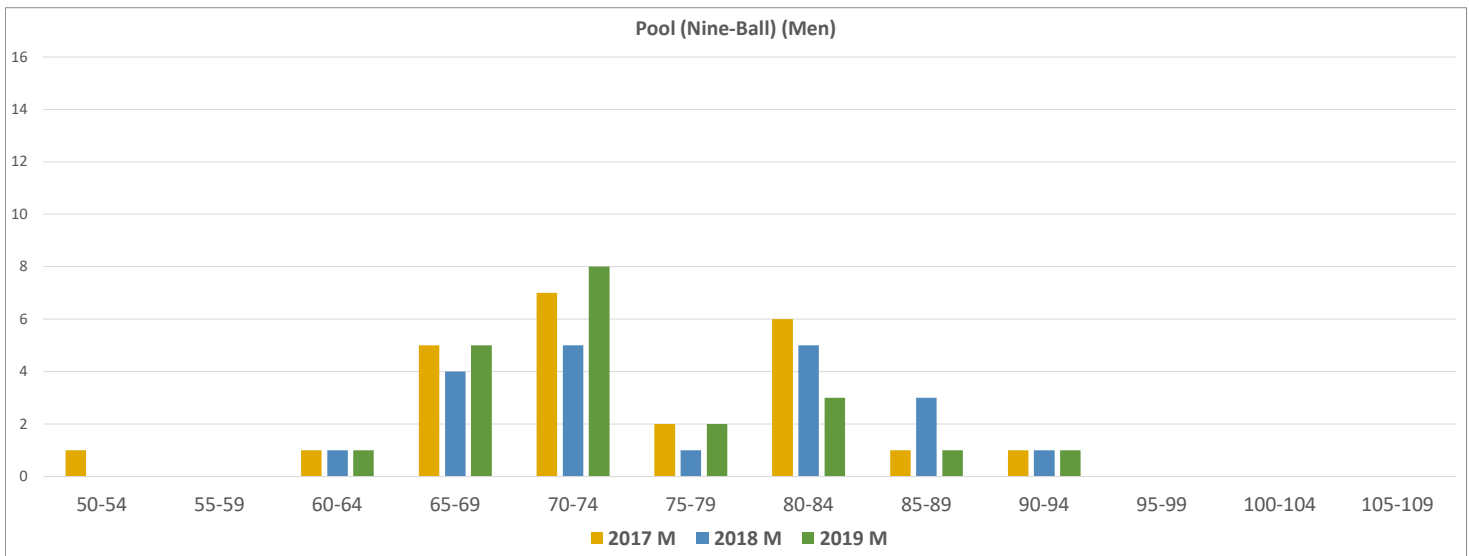
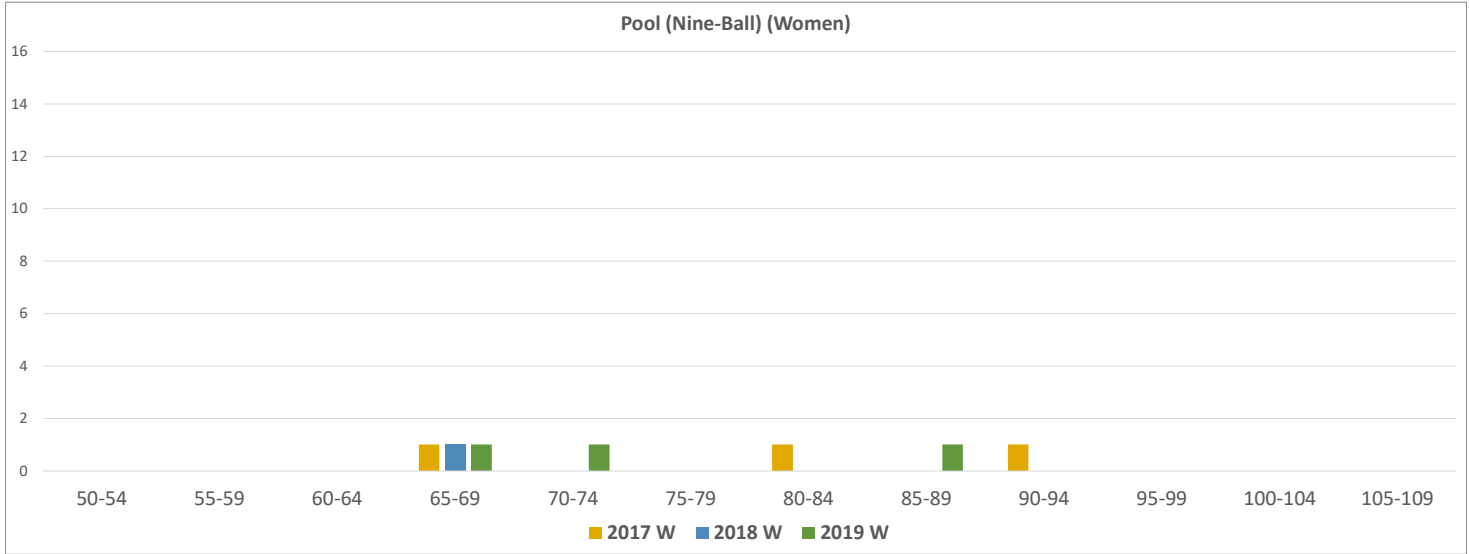
Mexican Train Dominoes	2017 Co-Ed	2018 Co-Ed	2019 Co-Ed			
50-54	0	0	0			
55-59	0	0	0			
60-64	1	0	1			
65-69	3	0	0			
70-74	1	1	1			
75-79	2	2	2			
80-84	4	4	3			
85-89	2	1	1			
90-94	2	2	0			
95-99	0	1	1			
100-104	0	0	0			
105-109	0	1	0			
Total	15	12	9	0	0	0
Range	60-94	70-108	61-96			
Mean	78.7	85.8	79.9			
Median	82	83	82			



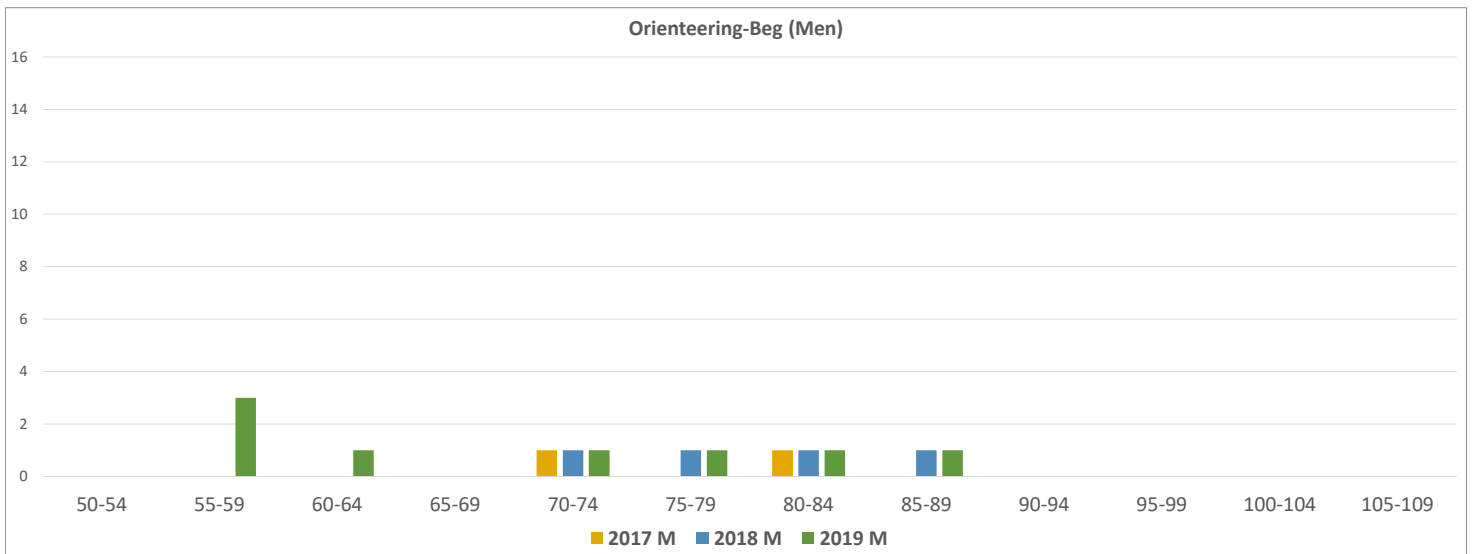
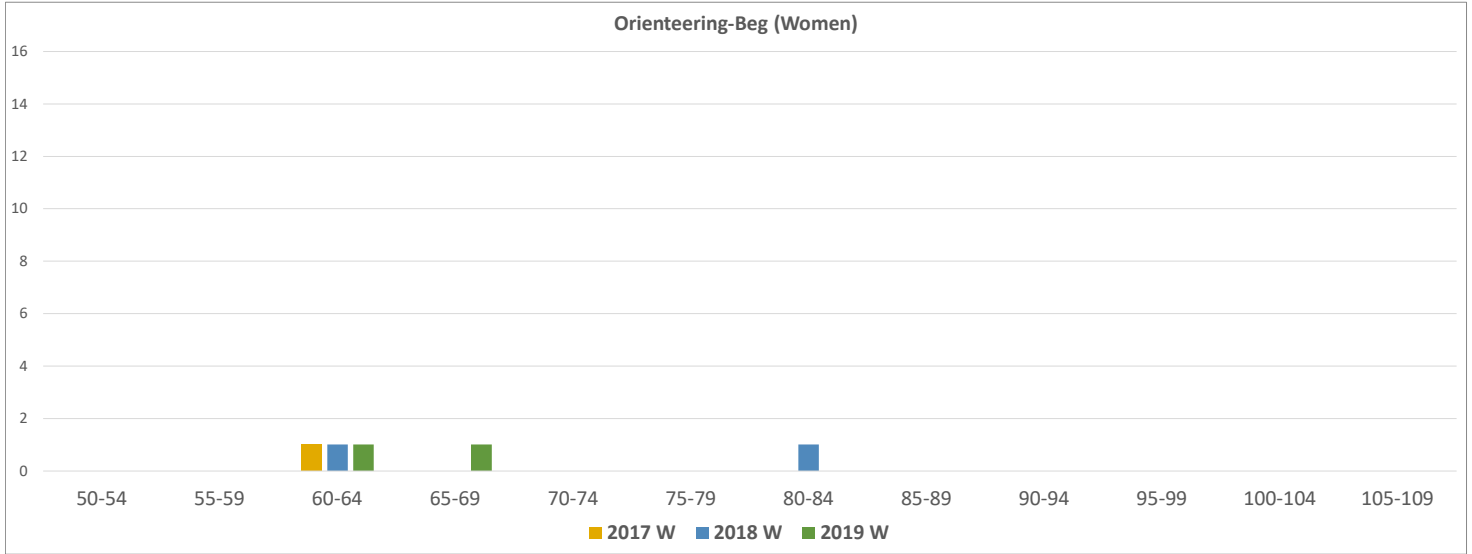
Miniature Golf	2017 W	2018 W	2019 W	2017 M	2018 M	2019 M
50-54	0	0	0	2	2	1
55-59	1	0	1	1	1	3
60-64	2	3	2	3	0	2
65-69	6	2	2	1	2	2
70-74	2	3	6	4	5	5
75-79	0	1	2	1	2	4
80-84	1	0	3	1	0	2
85-89	0	1	1	0	0	1
90-94	0	0	0	0	0	0
95-99	0	0	0	0	0	0
100-104	0	0	0	0	0	0
105-109	0	0	0	0	0	0
Total	12	10	17	13	12	20
Range	57-80	61-85	59-86	50-82	51-79	52-87
Mean	67.7	69.3	72.1	66.8	68.1	69.6
Median	68	69.5	71	69	71	71



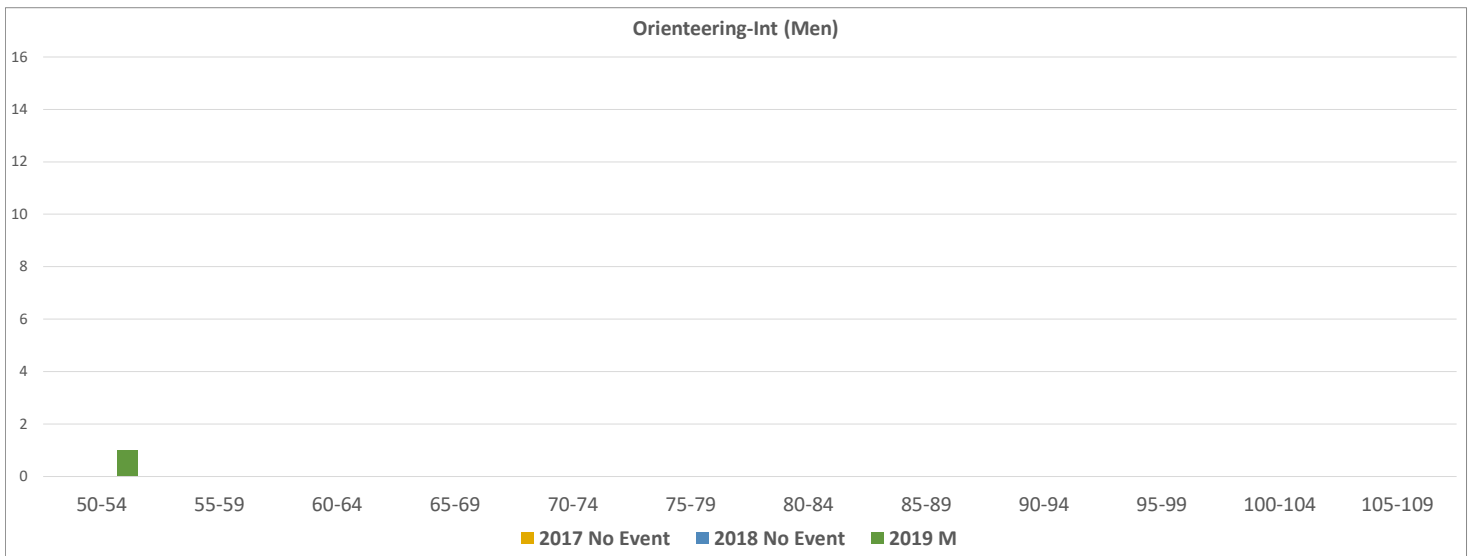
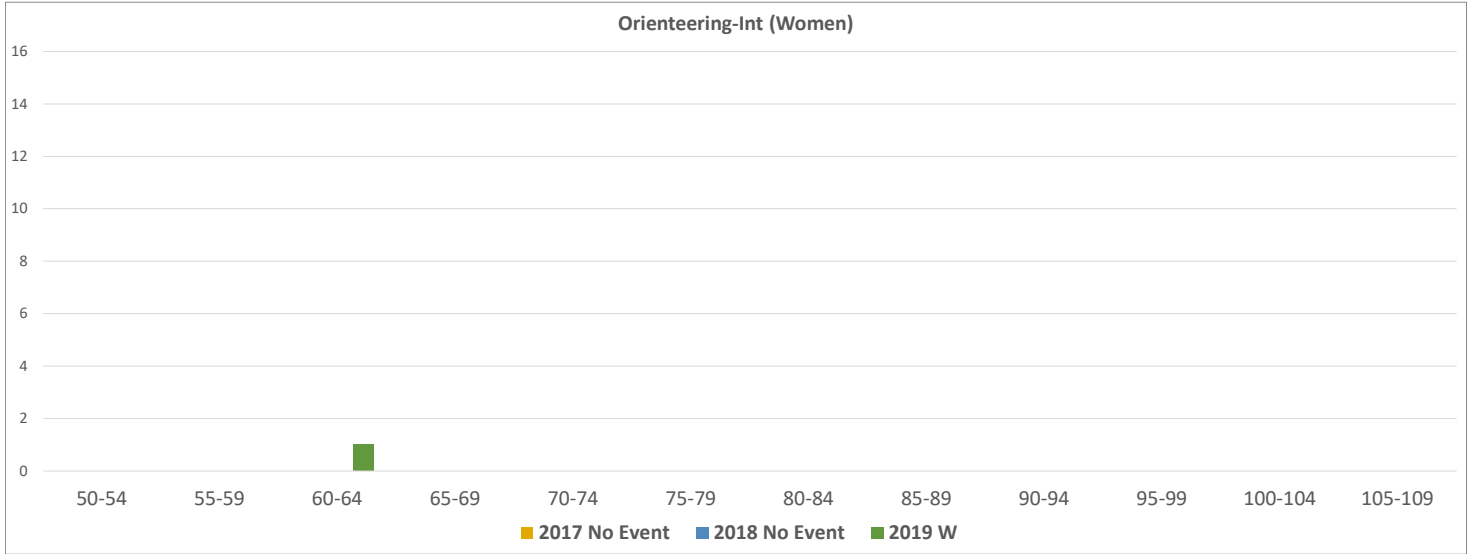
Pool (Nine-Ball)	2017 W	2018 W	2019 W	2017 M	2018 M	2019 M
50-54	0	0	0	1	0	0
55-59	0	0	0	0	0	0
60-64	0	0	0	1	1	1
65-69	1	1	1	5	4	5
70-74	0	0	1	7	5	8
75-79	0	0	0	2	1	2
80-84	1	0	0	6	5	3
85-89	0	0	1	1	3	1
90-94	1	0	0	1	1	1
95-99	0	0	0	0	0	0
100-104	0	0	0	0	0	0
105-109	0	0	0	0	0	0
Total	3	1	3	24	20	21
Range	65-91	66-66	67-86	50-90	63-91	64-92
Mean	80.0	66.0	74.3	74.2	76.8	74.4
Median	84	66	70	72.5	76	74



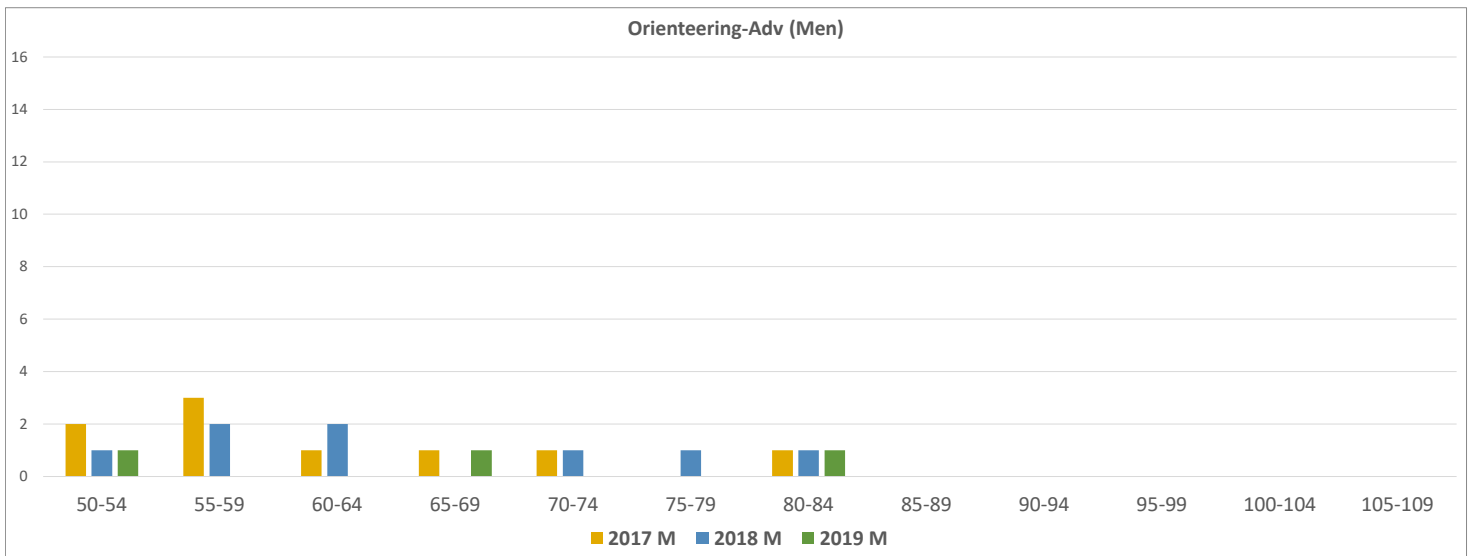
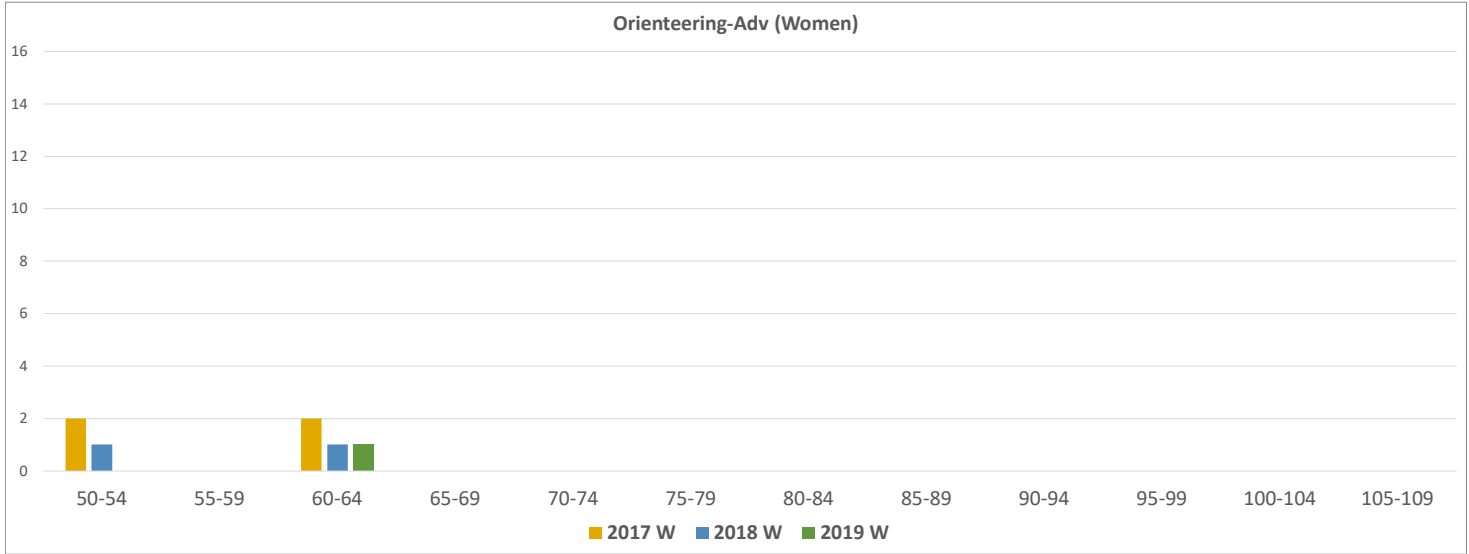
Orienteering-Beg	2017 W	2018 W	2019 W	2017 M	2018 M	2019 M
50-54	0	0	0	0	0	0
55-59	0	0	0	0	0	3
60-64	1	1	1	0	0	1
65-69	0	0	1	0	0	0
70-74	0	0	0	1	1	1
75-79	0	0	0	0	1	1
80-84	0	1	0	1	1	1
85-89	0	0	0	0	1	1
90-94	0	0	0	0	0	0
95-99	0	0	0	0	0	0
100-104	0	0	0	0	0	0
105-109	0	0	0	0	0	0
Total	1	2	2	2	4	8
Range	60-60	61-80	60-68	72-80	74-87	55-88
Mean	60.0	70.5	64.0	76.0	80.3	69.1
Median	60	70.5	64	76	80	68.5



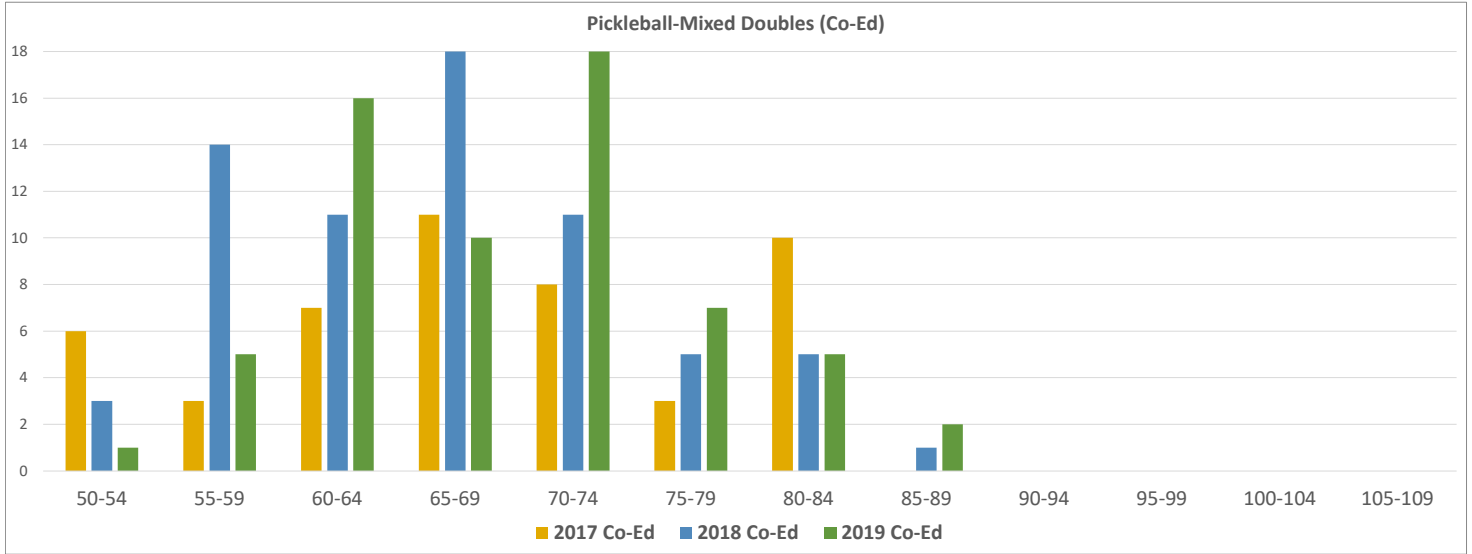
Orienteering-Int	2017 No Event	2018 No Event	2019 W	2017 No Event	2018 No Event	2019 M
50-54	0	0	0	0	0	1
55-59	0	0	0	0	0	0
60-64	0	0	1	0	0	0
65-69	0	0	0	0	0	0
70-74	0	0	0	0	0	0
75-79	0	0	0	0	0	0
80-84	0	0	0	0	0	0
85-89	0	0	0	0	0	0
90-94	0	0	0	0	0	0
95-99	0	0	0	0	0	0
100-104	0	0	0	0	0	0
105-109	0	0	0	0	0	0
Total	0	0	1	0	0	1
Range			62-62			53-53
Mean			62.0			53.0
Median			62			53



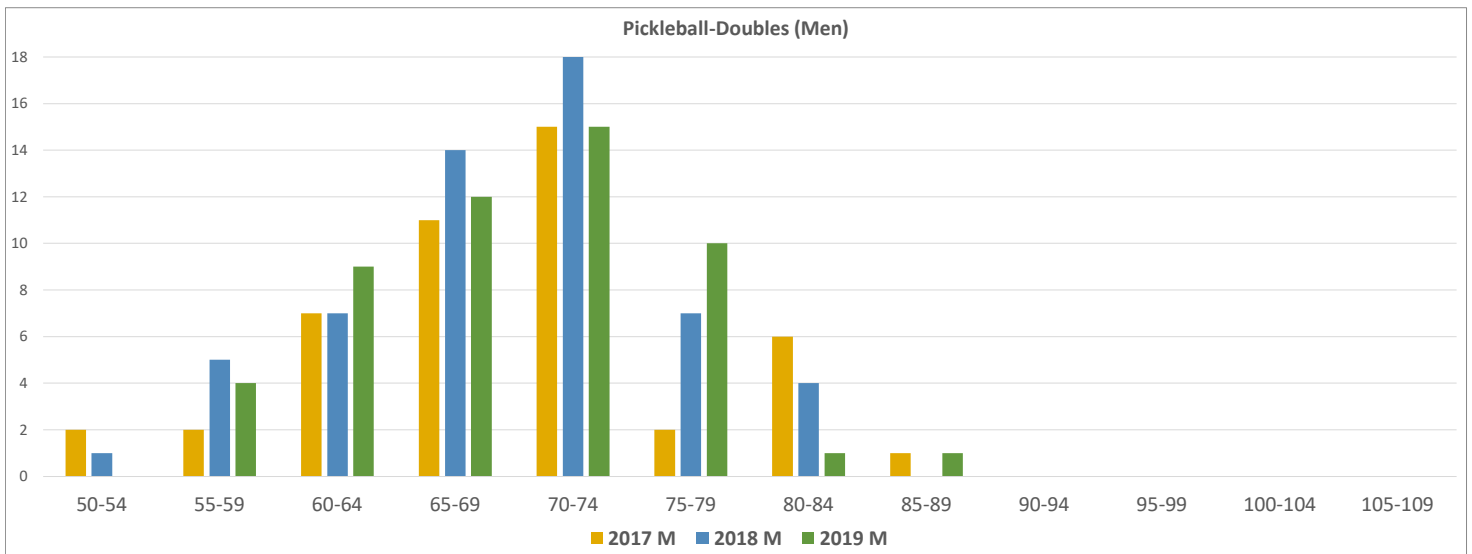
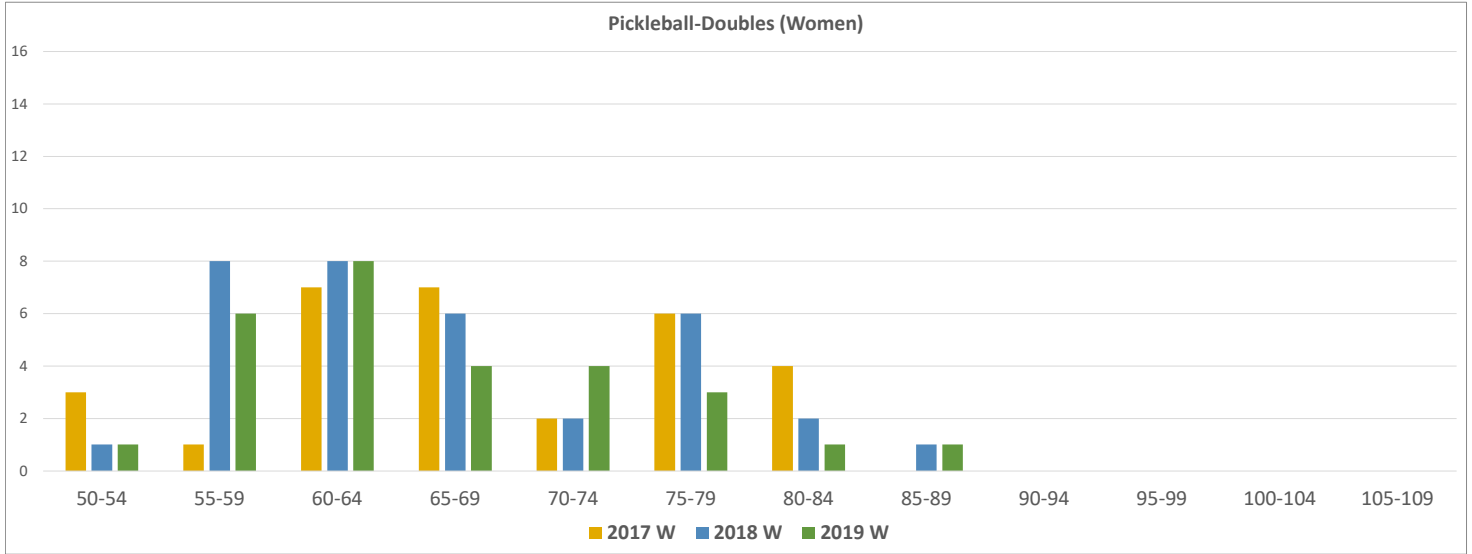
Orienteering-Adv	2017 W	2018 W	2019 W	2017 M	2018 M	2019 M
50-54	2	1	0	2	1	1
55-59	0	0	0	3	2	0
60-64	2	1	1	1	2	0
65-69	0	0	0	1	0	1
70-74	0	0	0	1	1	0
75-79	0	0	0	0	1	0
80-84	0	0	0	1	1	1
85-89	0	0	0	0	0	0
90-94	0	0	0	0	0	0
95-99	0	0	0	0	0	0
100-104	0	0	0	0	0	0
105-109	0	0	0	0	0	0
Total	4	2	1	9	8	3
Range	52-61	53-61	62-62	51-80	52-81	53-82
Mean	56.8	57.0	62.0	60.7	64.4	67.7
Median	57	57	62	57	61	68



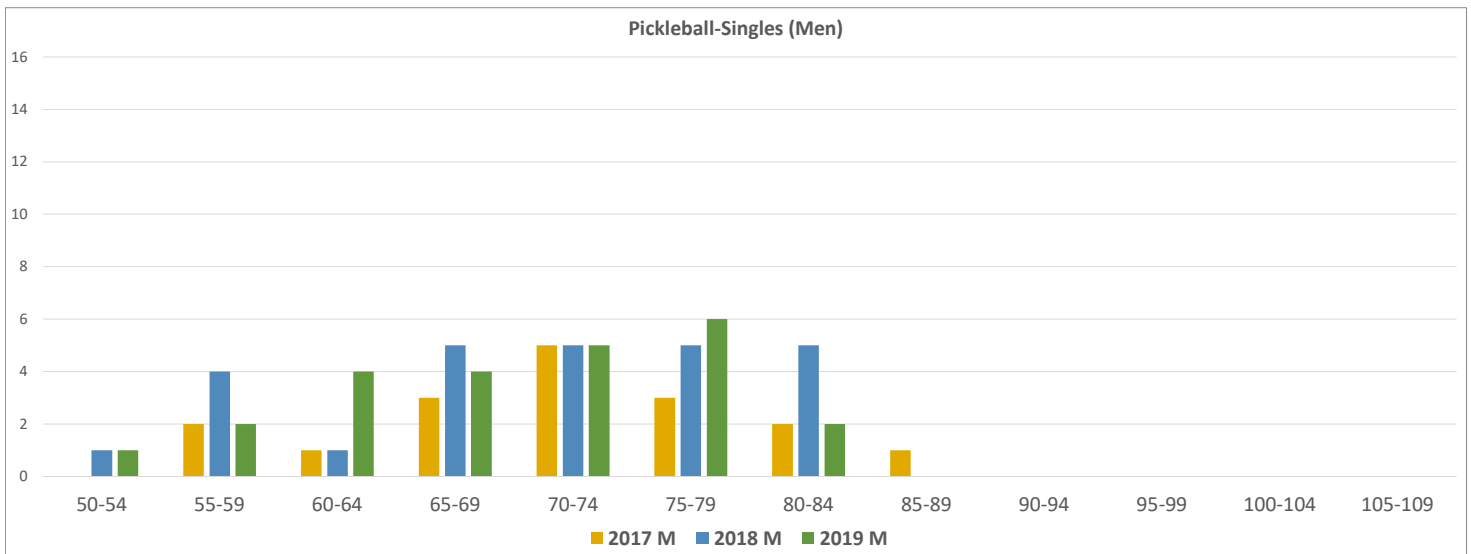
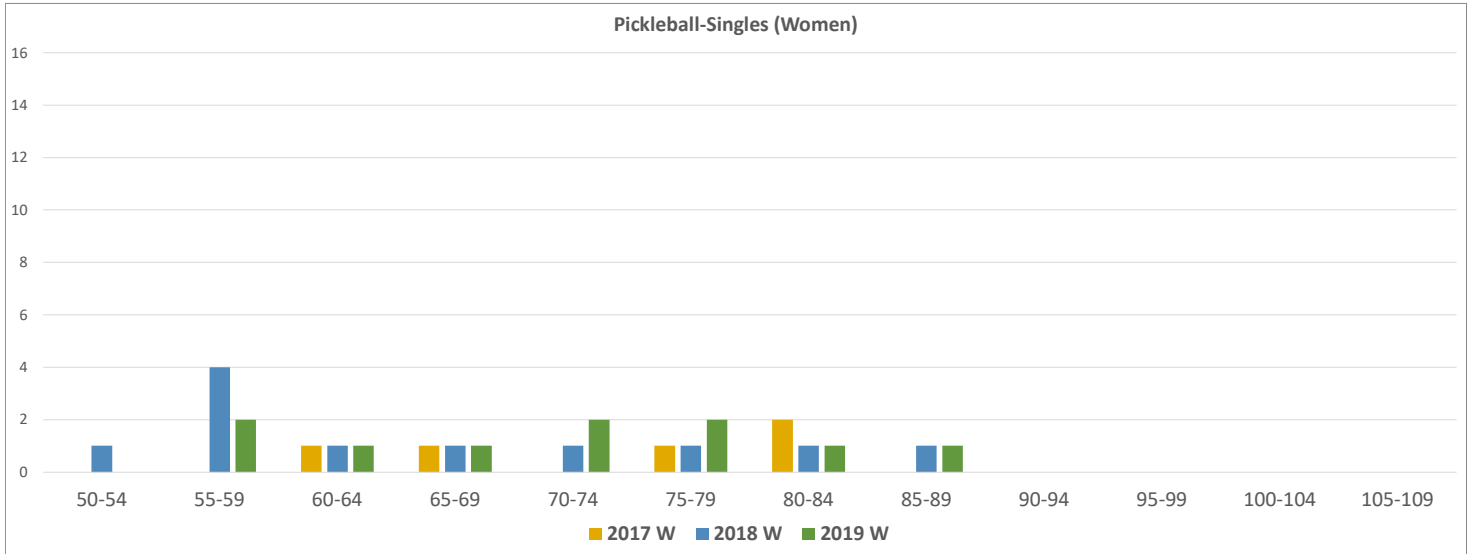
Pickleball-Mixed Doubles	2017 Co-Ed	2018 Co-Ed	2019 Co-Ed			
50-54	6	3	1			
55-59	3	14	5			
60-64	7	11	16			
65-69	11	18	10			
70-74	8	11	18			
75-79	3	5	7			
80-84	10	5	5			
85-89	0	1	2			
90-94	0	0	0			
95-99	0	0	0			
100-104	0	0	0			
105-109	0	0	0			
Total	48	68	64	0	0	0
Range	50-84	51-85	51-86			
Mean	68.1	66.5	69.3			
Median	68	66.5	69.5			



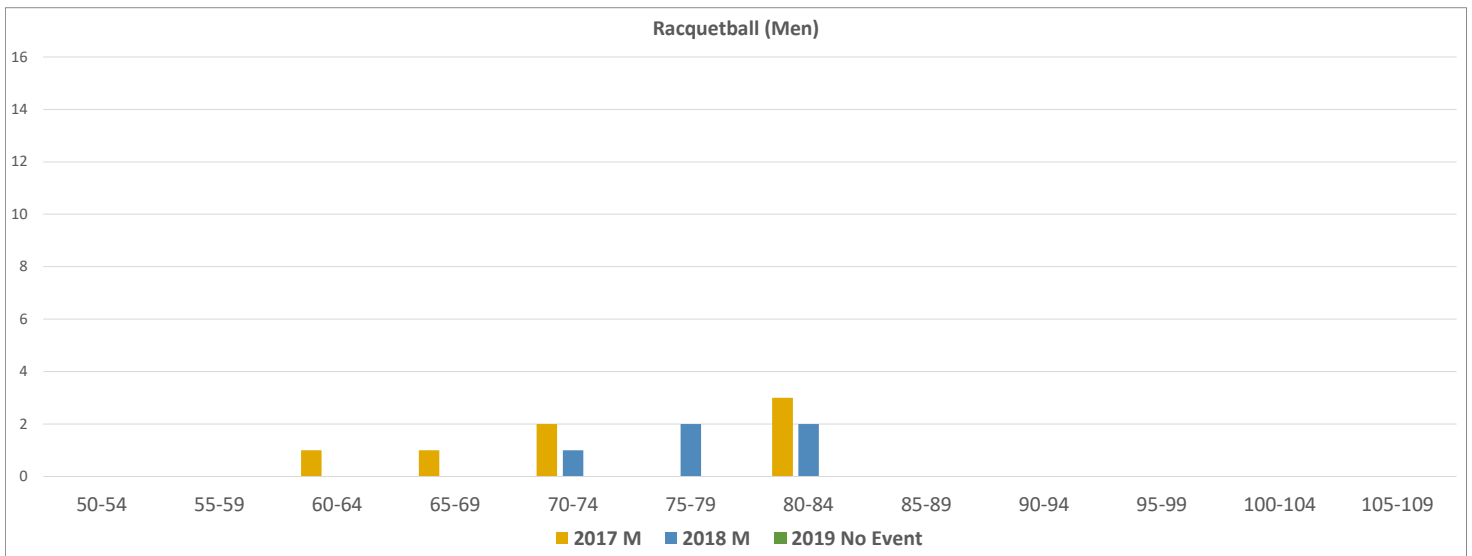
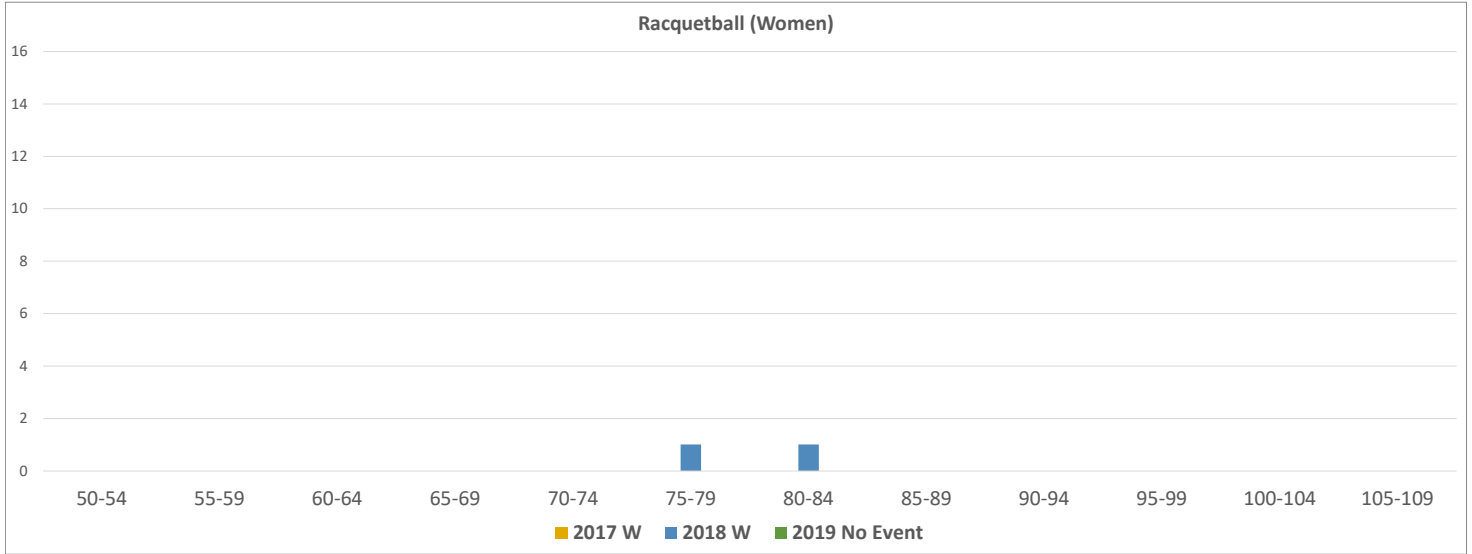
Pickleball-Doubles	2017 W	2018 W	2019 W	2017 M	2018 M	2019 M
50-54	3	1	1	2	1	0
55-59	1	8	6	2	5	4
60-64	7	8	8	7	7	9
65-69	7	6	4	11	14	12
70-74	2	2	4	15	18	15
75-79	6	6	3	2	7	10
80-84	4	2	1	6	4	1
85-89	0	1	1	1	0	1
90-94	0	0	0	0	0	0
95-99	0	0	0	0	0	0
100-104	0	0	0	0	0	0
105-109	0	0	0	0	0	0
Total	30	34	28	46	56	52
Range	50-84	52-85	51-86	50-88	51-84	57-85
Mean	68.1	66.4	66.0	69.5	69.0	69.5
Median	66	65	64	70	70	70.5



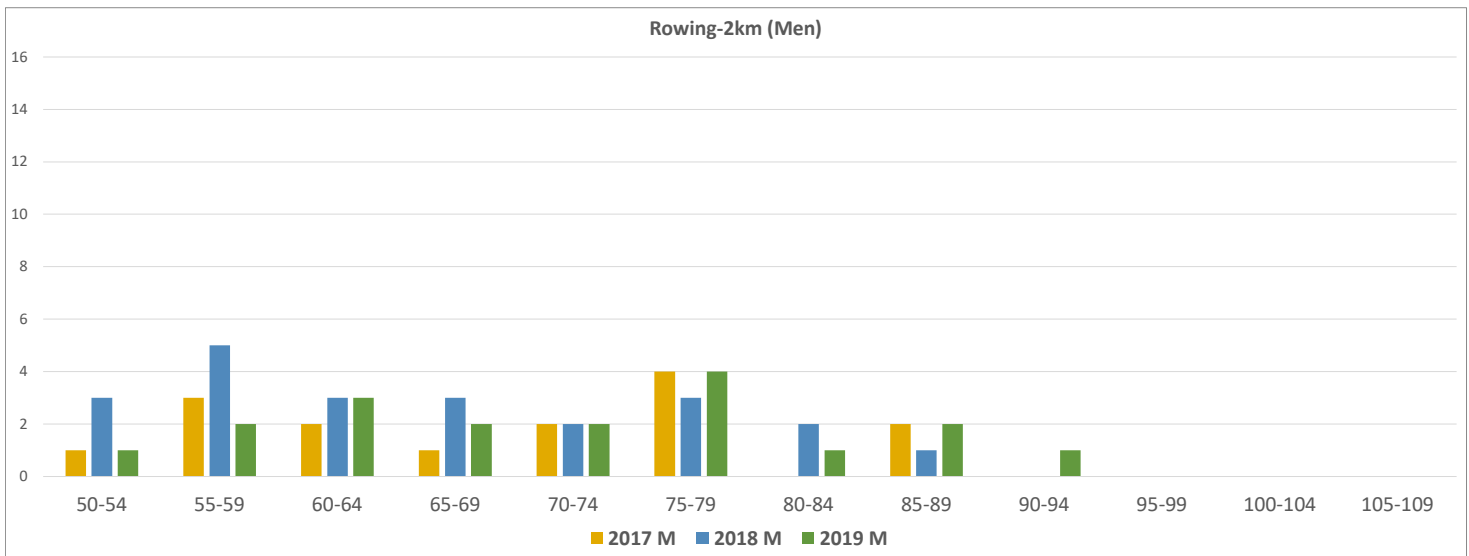
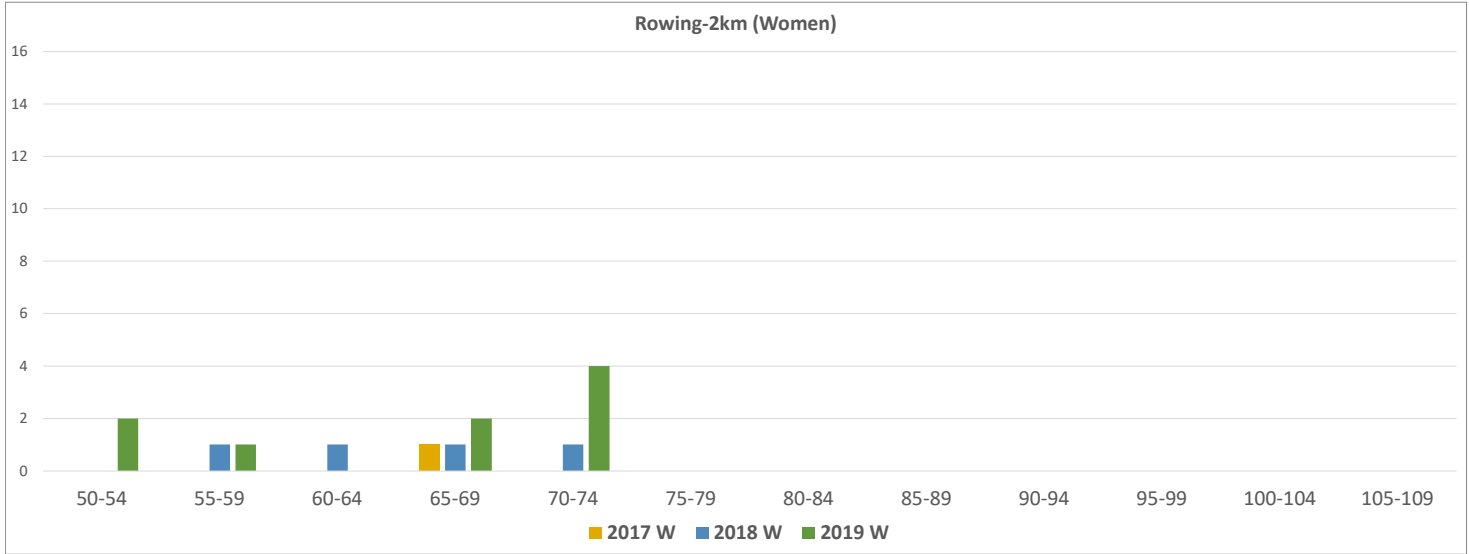
Pickleball-Singles	2017 W	2018 W	2019 W	2017 M	2018 M	2019 M
50-54	0	1	0	0	1	1
55-59	0	4	2	2	4	2
60-64	1	1	1	1	1	4
65-69	1	1	1	3	5	4
70-74	0	1	2	5	5	5
75-79	1	1	2	3	5	6
80-84	2	1	1	2	5	2
85-89	0	1	1	1	0	0
90-94	0	0	0	0	0	0
95-99	0	0	0	0	0	0
100-104	0	0	0	0	0	0
105-109	0	0	0	0	0	0
Total	5	11	10	17	26	24
Range	62-84	52-85	56-86	55-88	51-84	52-84
Mean	74.2	65.8	71.2	71.8	70.3	69.4
Median	77	64	71.5	74	71	71.5



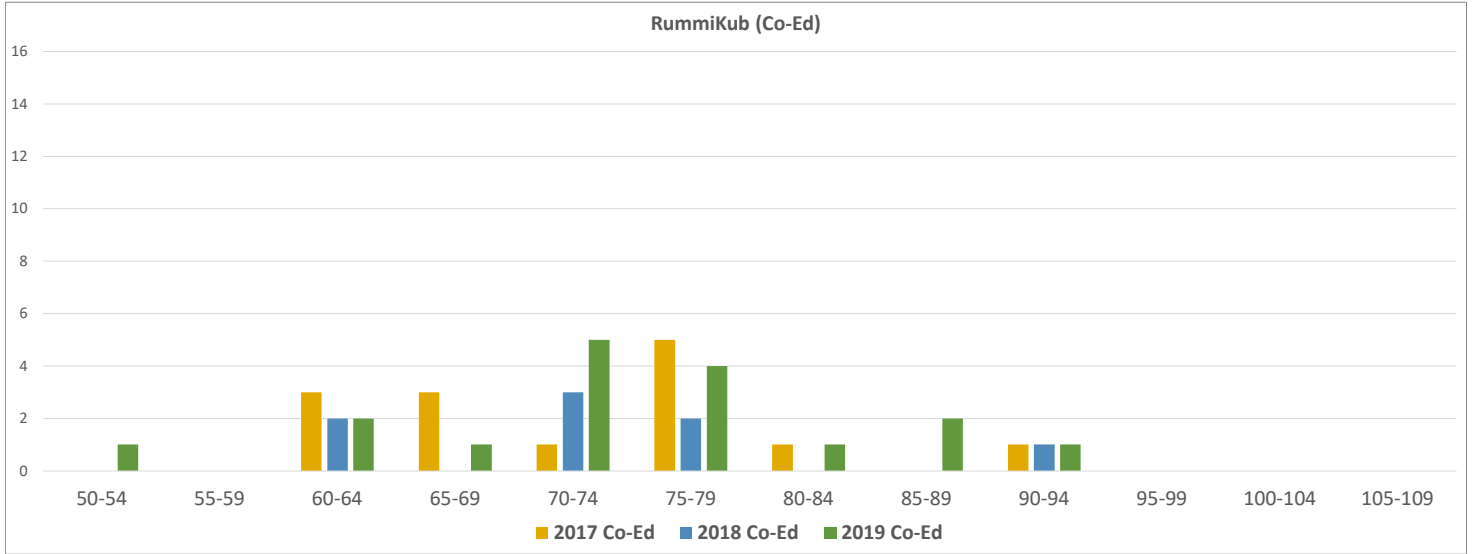
Racquetball	2017 W	2018 W	2019 No Event	2017 M	2018 M	2019 No Event
50-54	0	0	0	0	0	0
55-59	0	0	0	0	0	0
60-64	0	0	0	1	0	0
65-69	0	0	0	1	0	0
70-74	0	0	0	2	1	0
75-79	0	1	0	0	2	0
80-84	0	1	0	3	2	0
85-89	0	0	0	0	0	0
90-94	0	0	0	0	0	0
95-99	0	0	0	0	0	0
100-104	0	0	0	0	0	0
105-109	0	0	0	0	0	0
Total	0	2	0	7	5	0
Range		78-80		64-80	72-81	
Mean		79.0		73.7	77.4	
Median		79		74	77	



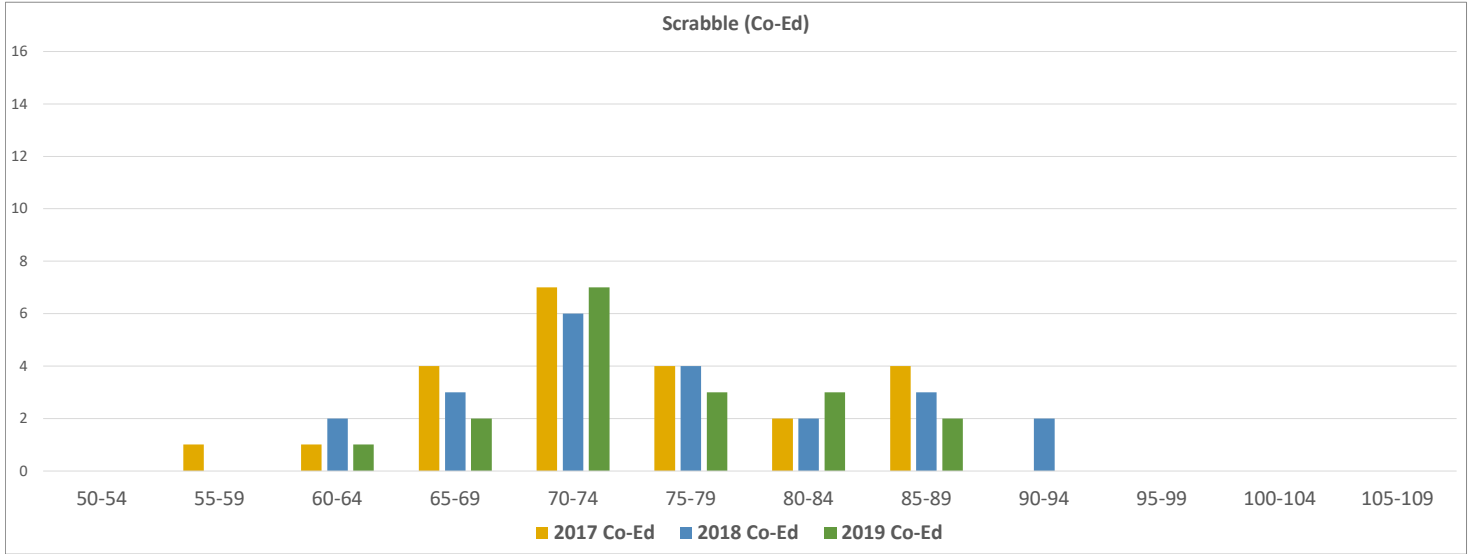
Rowing-2km	2017 W	2018 W	2019 W	2017 M	2018 M	2019 M
50-54	0	0	2	1	3	1
55-59	0	1	1	3	5	2
60-64	0	1	0	2	3	3
65-69	1	1	2	1	3	2
70-74	0	1	4	2	2	2
75-79	0	0	0	4	3	4
80-84	0	0	0	0	2	1
85-89	0	0	0	2	1	2
90-94	0	0	0	0	0	1
95-99	0	0	0	0	0	0
100-104	0	0	0	0	0	0
105-109	0	0	0	0	0	0
Total	1	4	9	15	22	18
Range	67-67	55-73	50-73	50-89	51-85	53-91
Mean	67.0	64.0	65.1	69.4	66.3	71.9
Median	67	64	69	71	64.5	73



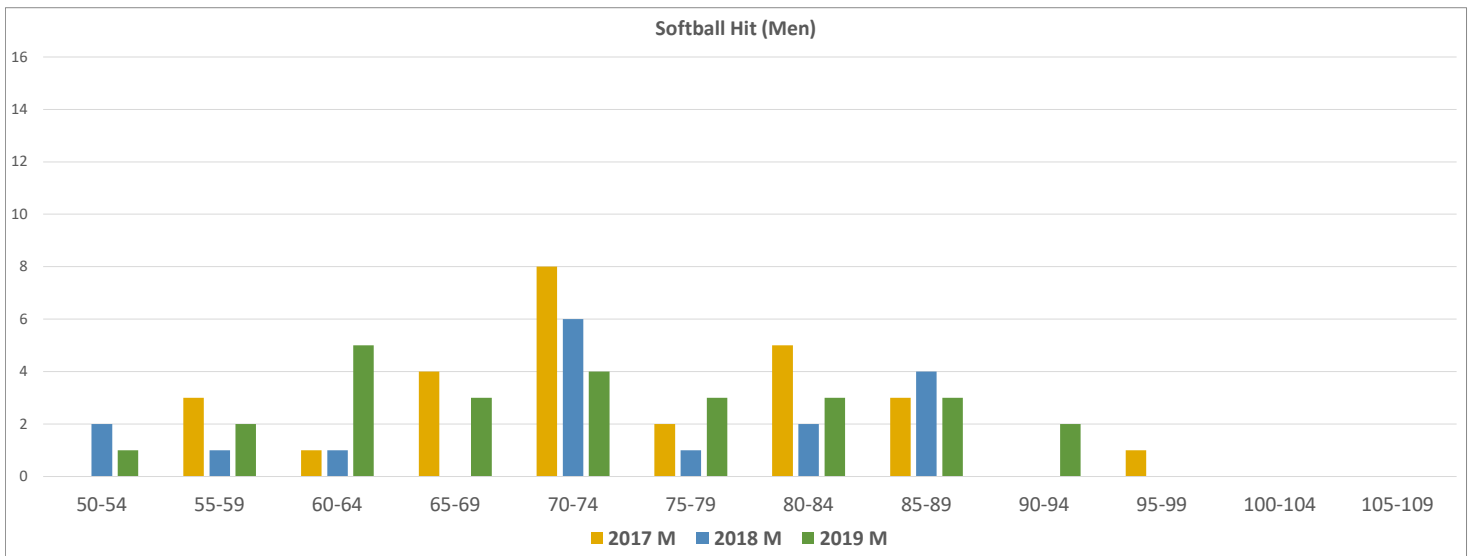
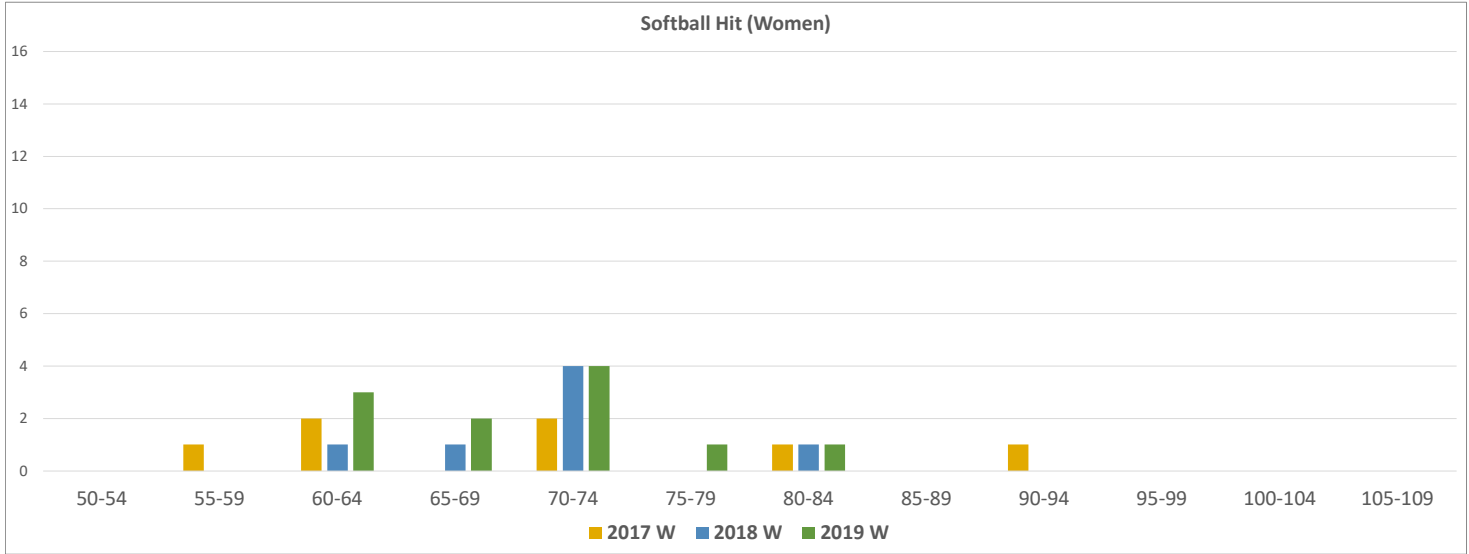
RummiKub	2017 Co-Ed	2018 Co-Ed	2019 Co-Ed			
50-54	0	0	1			
55-59	0	0	0			
60-64	3	2	2			
65-69	3	0	1			
70-74	1	3	5			
75-79	5	2	4			
80-84	1	0	1			
85-89	0	0	2			
90-94	1	1	1			
95-99	0	0	0			
100-104	0	0	0			
105-109	0	0	0			
Total	14	8	17	0	0	0
Range	60-92	60-90	51-91			
Mean	72.7	71.8	73.8			
Median	74.5	70	74			



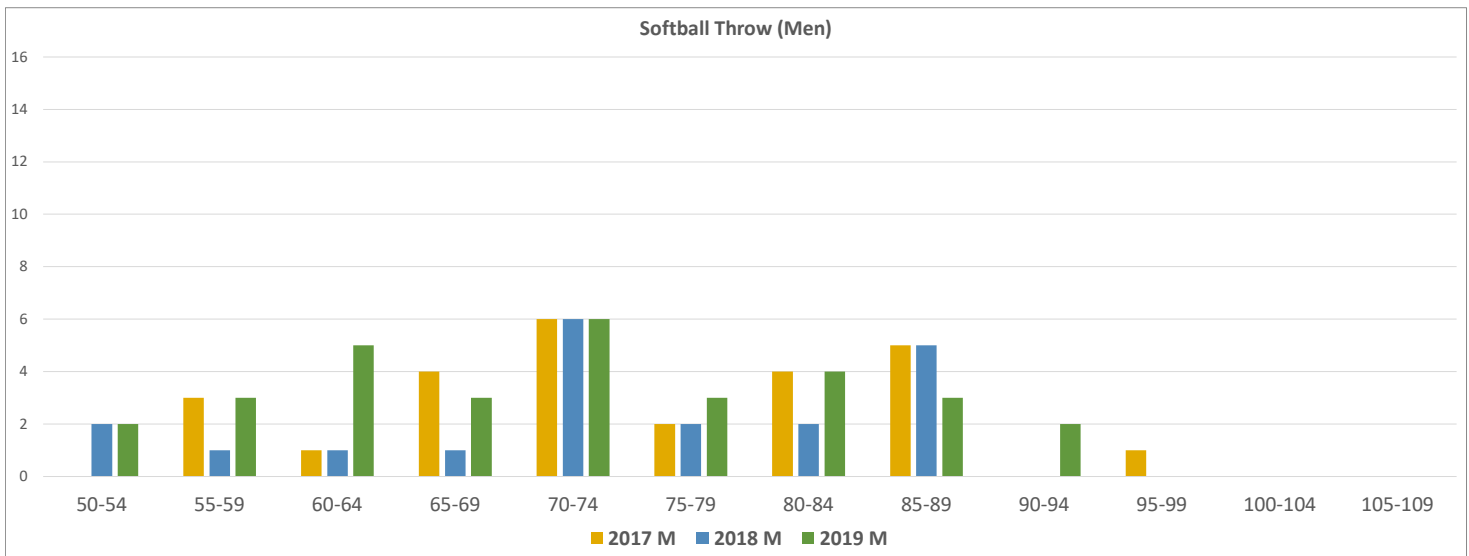
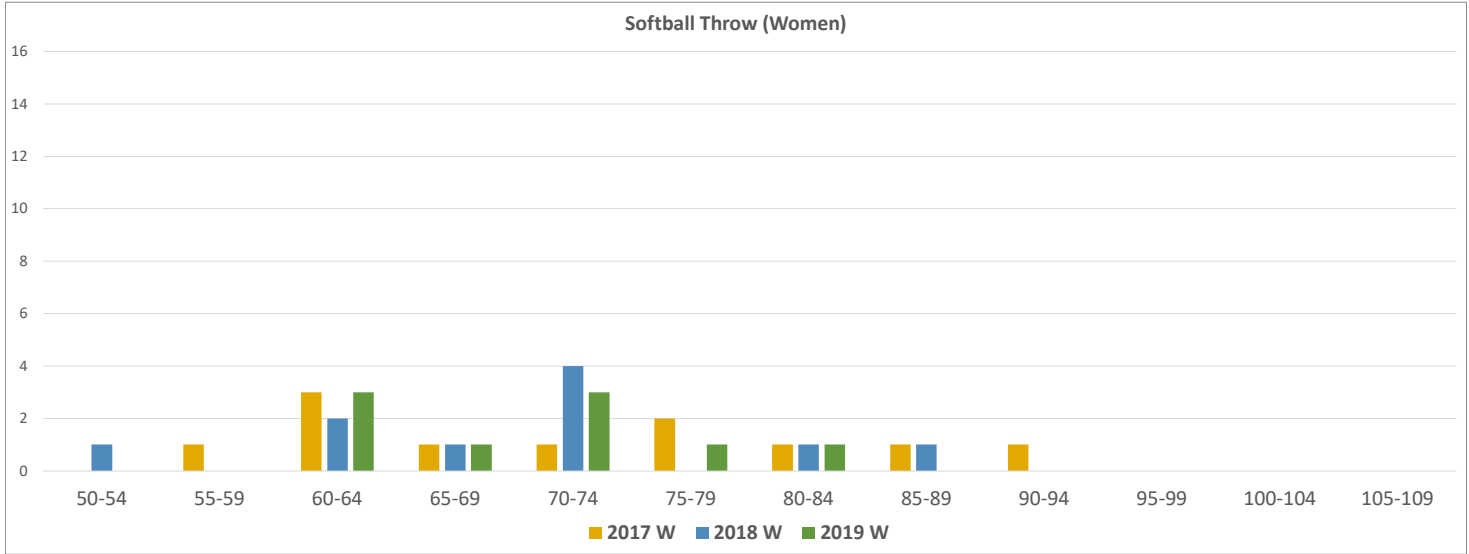
Scrabble	2017 Co-Ed	2018 Co-Ed	2019 Co-Ed			
50-54	0	0	0			
55-59	1	0	0			
60-64	1	2	1			
65-69	4	3	2			
70-74	7	6	7			
75-79	4	4	3			
80-84	2	2	3			
85-89	4	3	2			
90-94	0	2	0			
95-99	0	0	0			
100-104	0	0	0			
105-109	0	0	0			
Total	23	22	18	0	0	0
Range	57-89	61-90	62-89			
Mean	74.4	75.9	74.7			
Median	72	73.5	72.5			



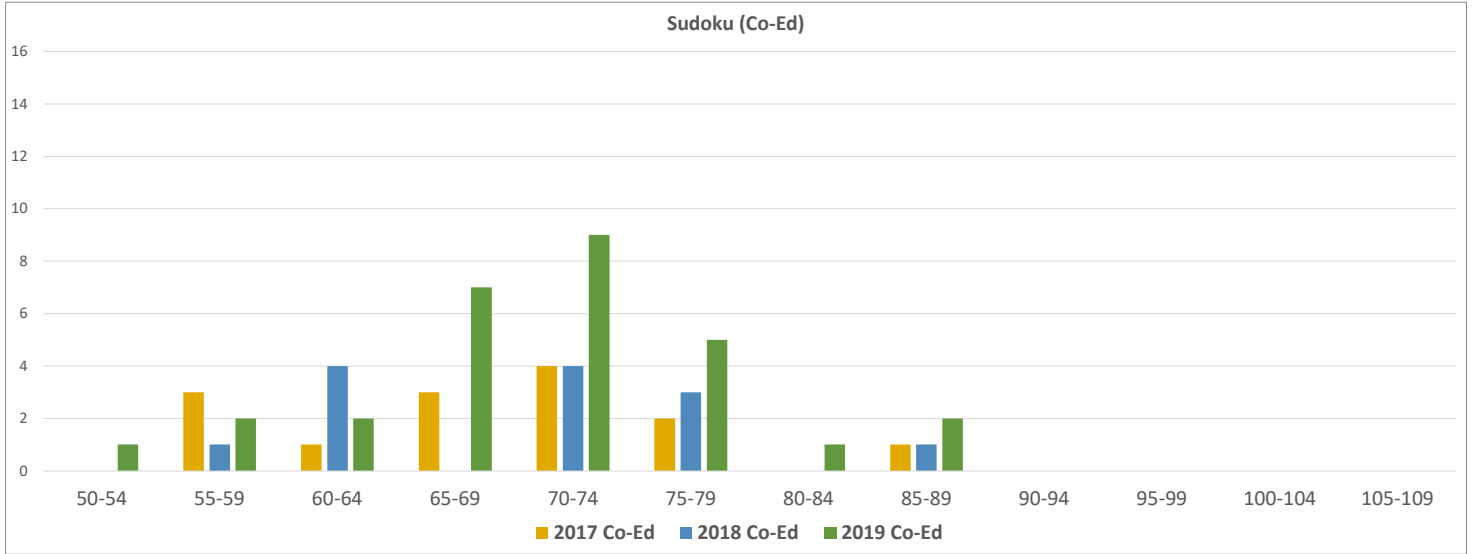
Softball Hit	2017 W	2018 W	2019 W	2017 M	2018 M	2019 M
50-54	0	0	0	0	2	1
55-59	1	0	0	3	1	2
60-64	2	1	3	1	1	5
65-69	0	1	2	4	0	3
70-74	2	4	4	8	6	4
75-79	0	0	1	2	1	3
80-84	1	1	1	5	2	3
85-89	0	0	0	3	4	3
90-94	1	0	0	0	0	2
95-99	0	0	0	1	0	0
100-104	0	0	0	0	0	0
105-109	0	0	0	0	0	0
Total	7	7	11	27	17	26
Range	59-90	63-81	61-80	56-95	52-89	51-91
Mean	70.7	71.1	69.5	74.3	73.6	72.6
Median	72	72	71	73	74	72



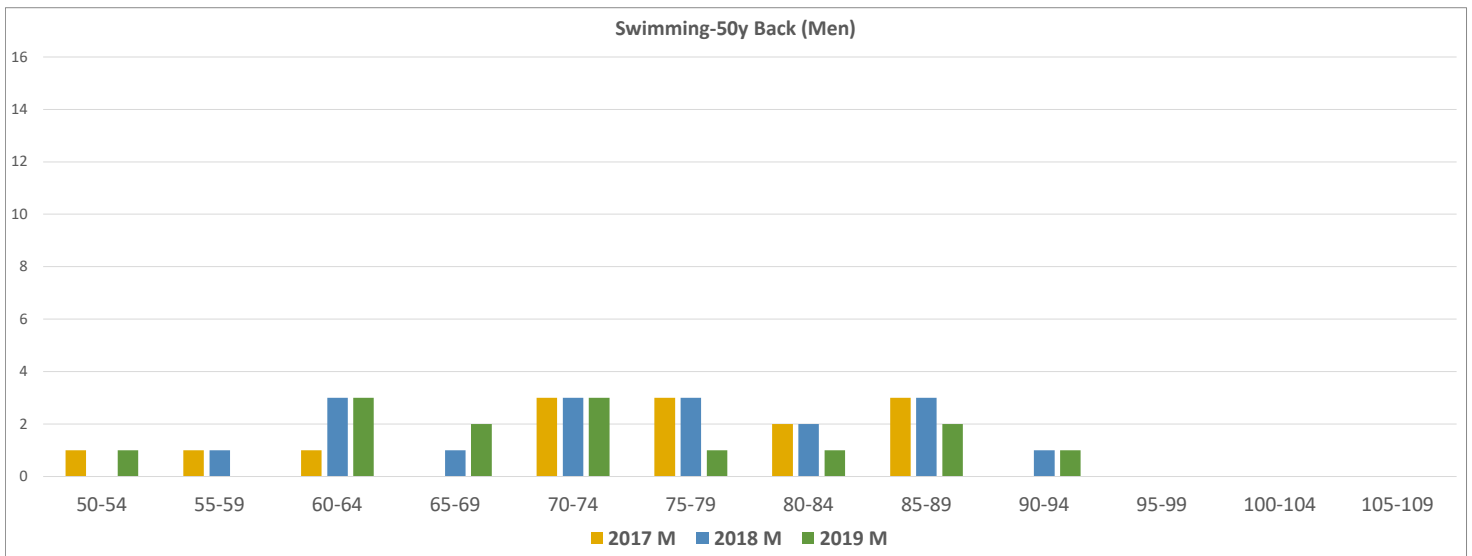
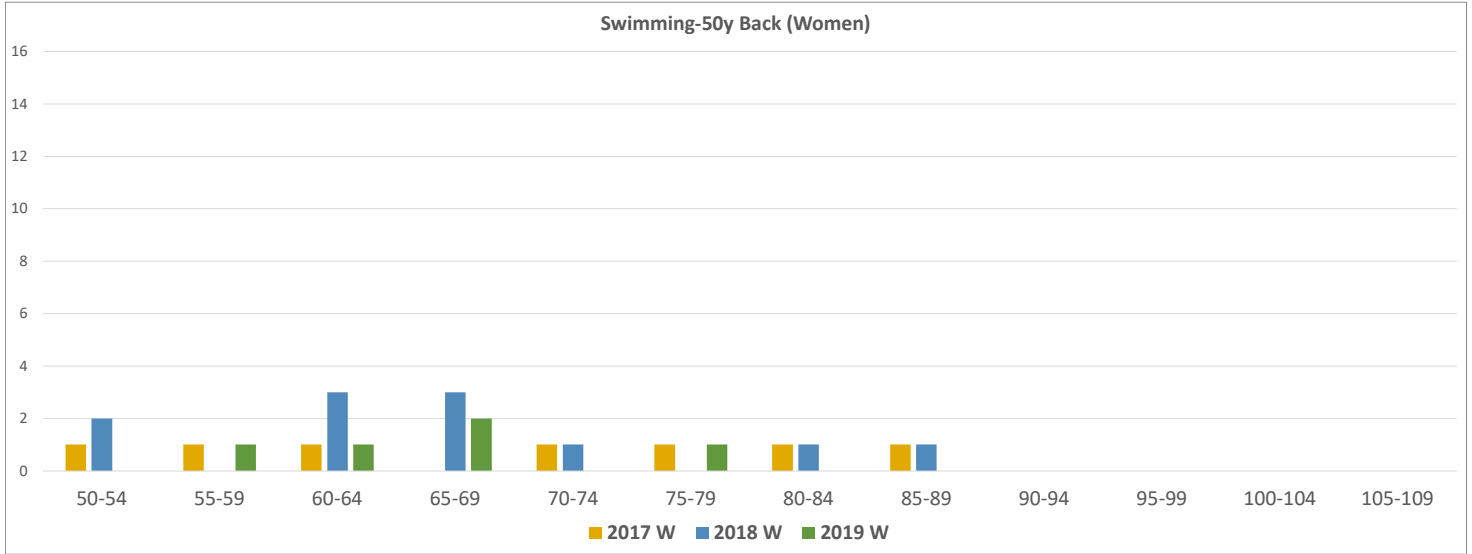
Softball Throw	2017 W	2018 W	2019 W	2017 M	2018 M	2019 M
50-54	0	1	0	0	2	2
55-59	1	0	0	3	1	3
60-64	3	2	3	1	1	5
65-69	1	1	1	4	1	3
70-74	1	4	3	6	6	6
75-79	2	0	1	2	2	3
80-84	1	1	1	4	2	4
85-89	1	1	0	5	5	3
90-94	1	0	0	0	0	2
95-99	0	0	0	1	0	0
100-104	0	0	0	0	0	0
105-109	0	0	0	0	0	0
Total	11	10	9	26	20	31
Range	59-90	53-87	61-80	56-95	52-89	51-91
Mean	72.4	70.2	69.7	75.0	74.2	71.7
Median	72	71	71	73	74	71



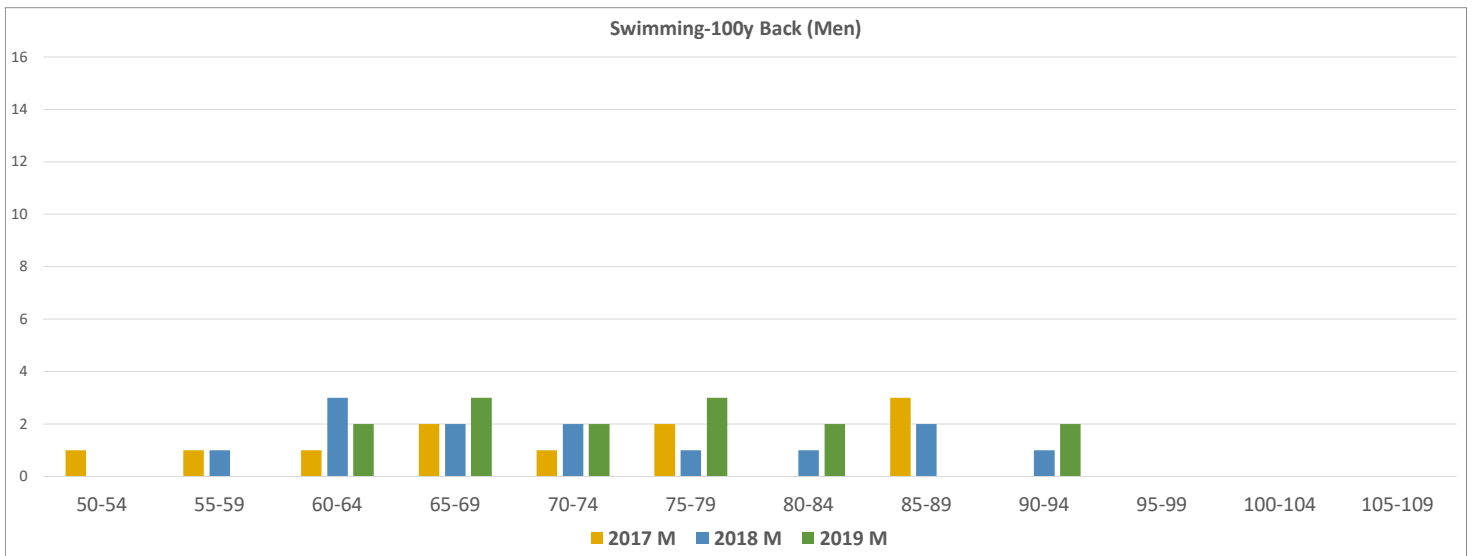
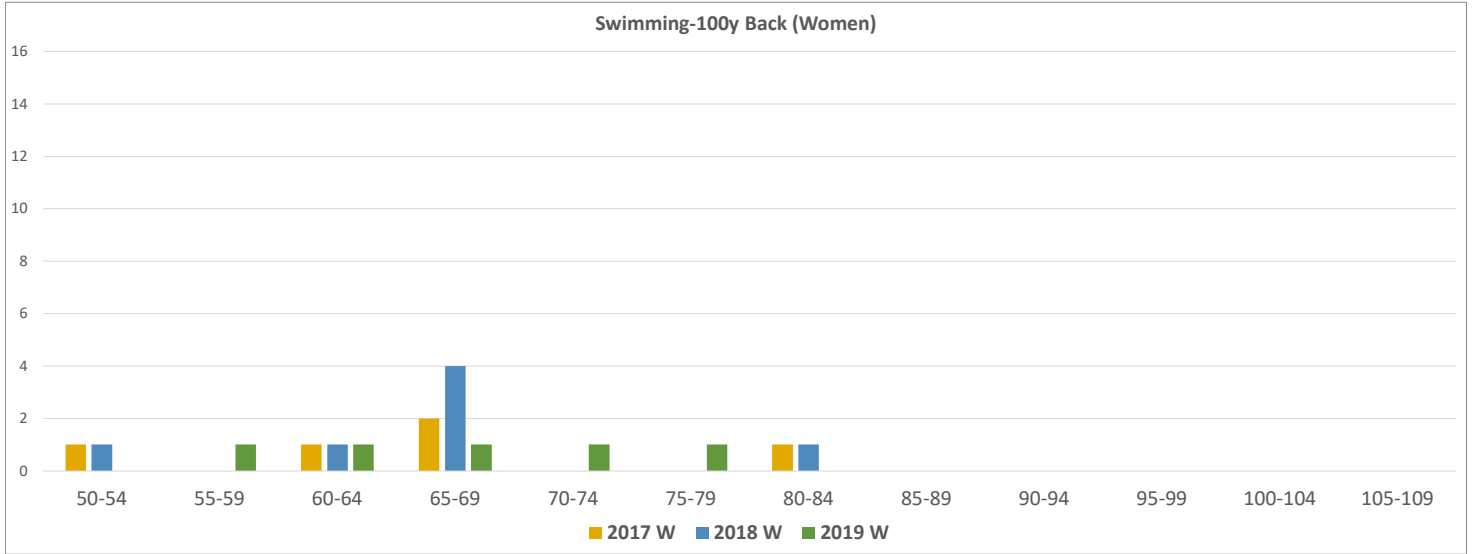
Sudoku	2017 Co-Ed	2018 Co-Ed	2019 Co-Ed			
50-54	0	0	1			
55-59	3	1	2			
60-64	1	4	2			
65-69	3	0	7			
70-74	4	4	9			
75-79	2	3	5			
80-84	0	0	1			
85-89	1	1	2			
90-94	0	0	0			
95-99	0	0	0			
100-104	0	0	0			
105-109	0	0	0			
Total	14	13	29	0	0	0
Range	56-86	57-87	51-88			
Mean	69.1	69.5	70.8			
Median	69.5	70	70			



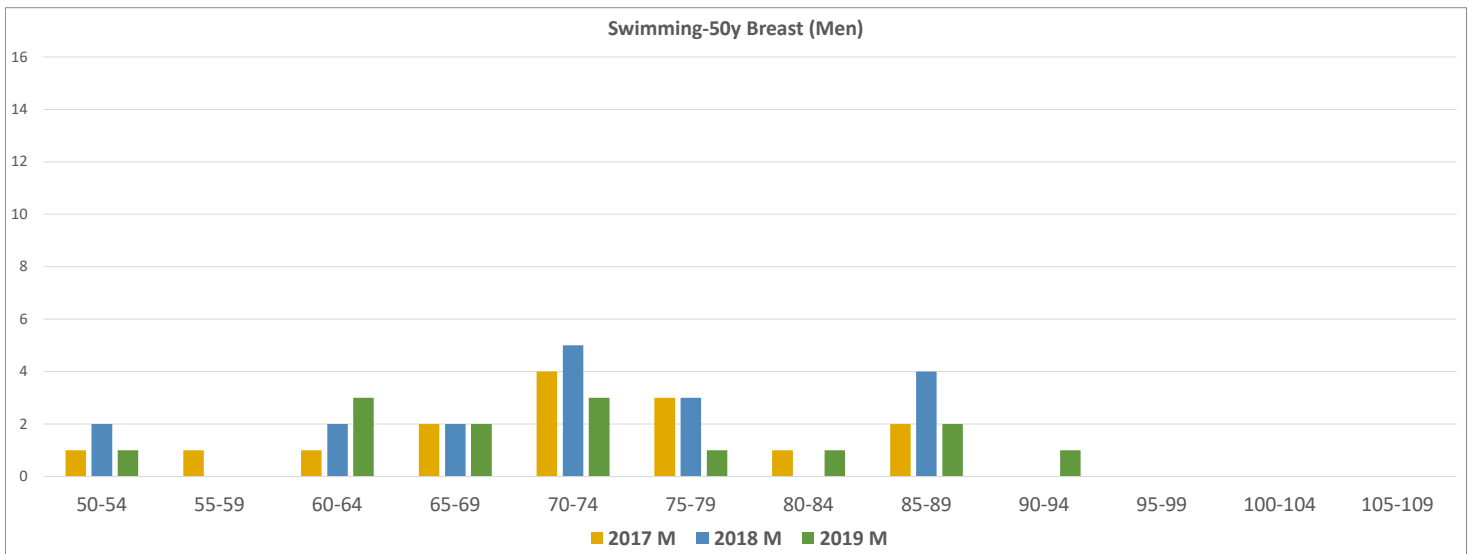
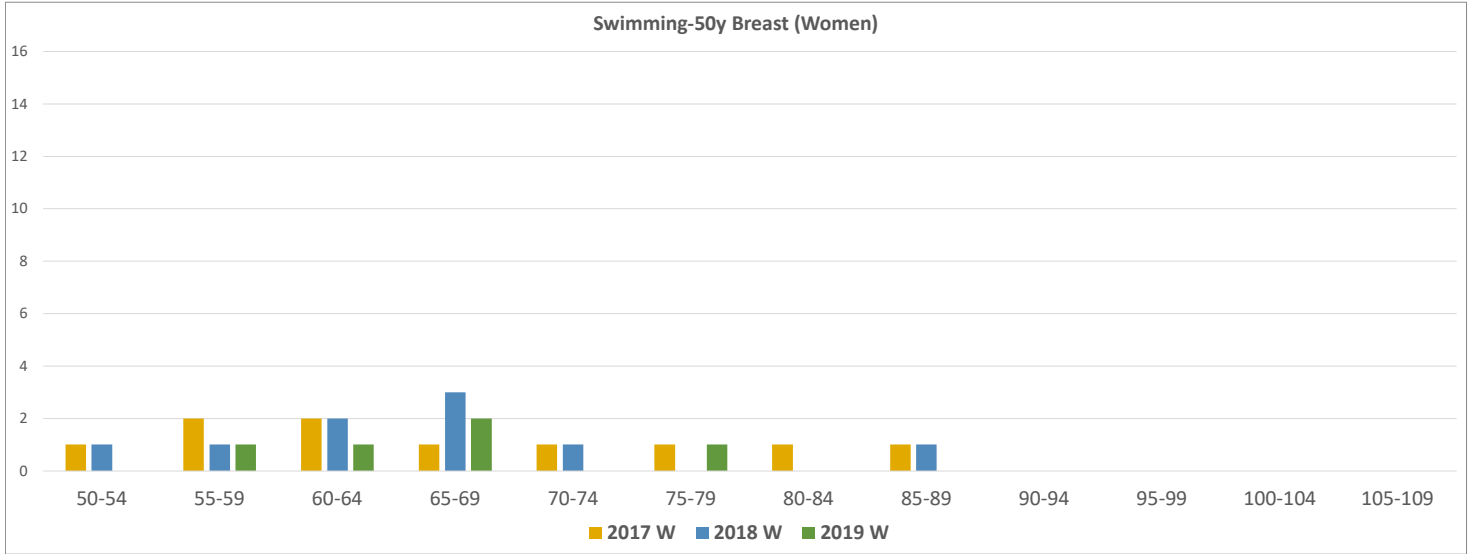
Swimming-50y Back	2017 W	2018 W	2019 W	2017 M	2018 M	2019 M
50-54	1	2	0	1	0	1
55-59	1	0	1	1	1	0
60-64	1	3	1	1	3	3
65-69	0	3	2	0	1	2
70-74	1	1	0	3	3	3
75-79	1	0	1	3	3	1
80-84	1	1	0	2	2	1
85-89	1	1	0	3	3	2
90-94	0	0	0	0	1	1
95-99	0	0	0	0	0	0
100-104	0	0	0	0	0	0
105-109	0	0	0	0	0	0
Total	7	11	5	14	17	14
Range	53-86	53-87	55-77	52-89	56-90	54-90
Mean	69.4	66.9	66.0	74.7	75.2	71.9
Median	70	66	67	77	75	70.5



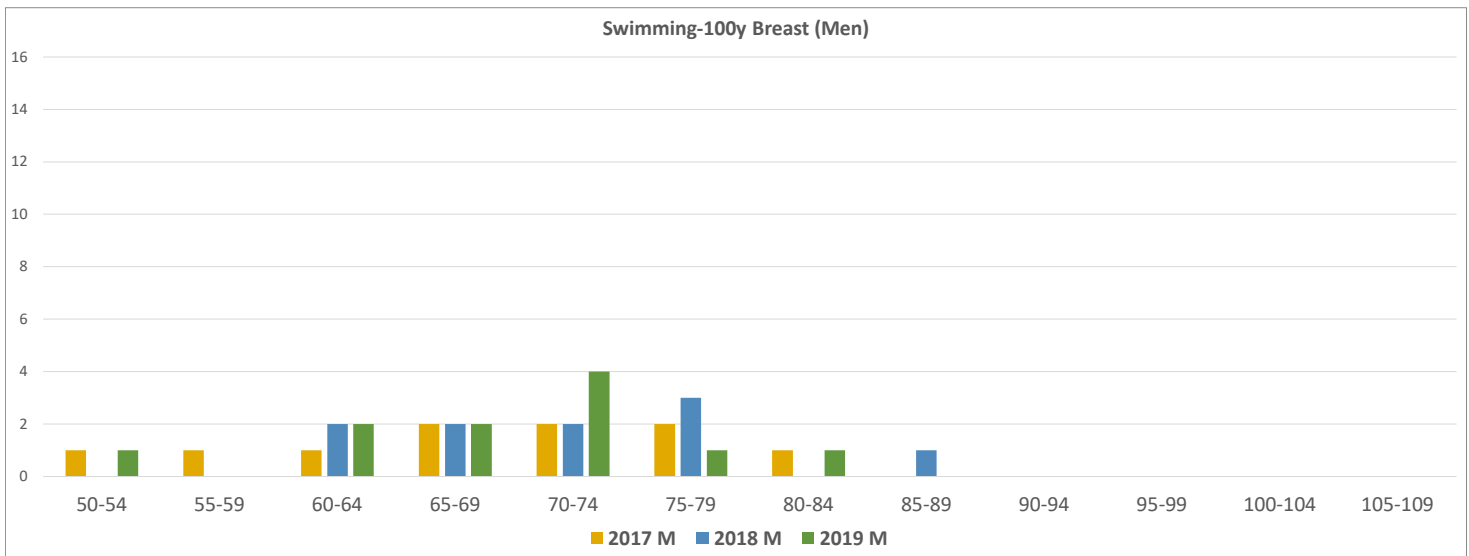
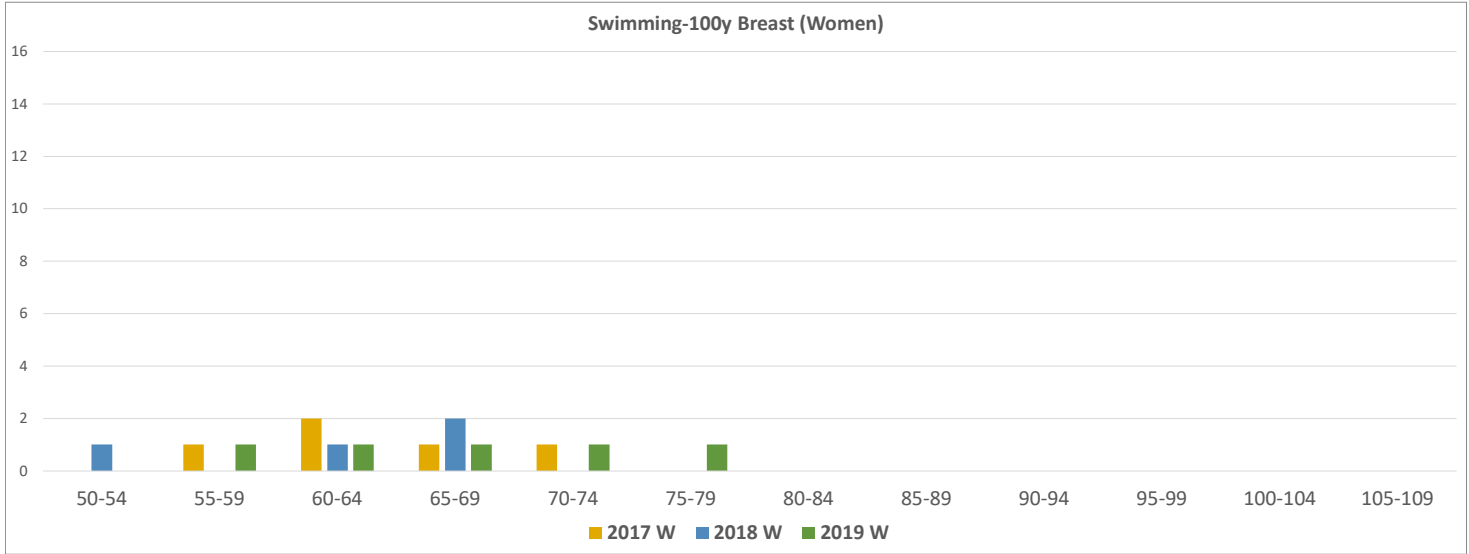
Swimming-100y Back	2017 W	2018 W	2019 W	2017 M	2018 M	2019 M
50-54	1	1	0	1	0	0
55-59	0	0	1	1	1	0
60-64	1	1	1	1	3	2
65-69	2	4	1	2	2	3
70-74	0	0	1	1	2	2
75-79	0	0	1	2	1	3
80-84	1	1	0	0	1	2
85-89	0	0	0	3	2	0
90-94	0	0	0	0	1	2
95-99	0	0	0	0	0	0
100-104	0	0	0	0	0	0
105-109	0	0	0	0	0	0
Total	5	7	5	11	13	14
Range	54-80	54-81	55-77	52-89	56-90	61-91
Mean	65.2	66.9	66.4	72.5	73.1	74.9
Median	65	66	67	73	70	74



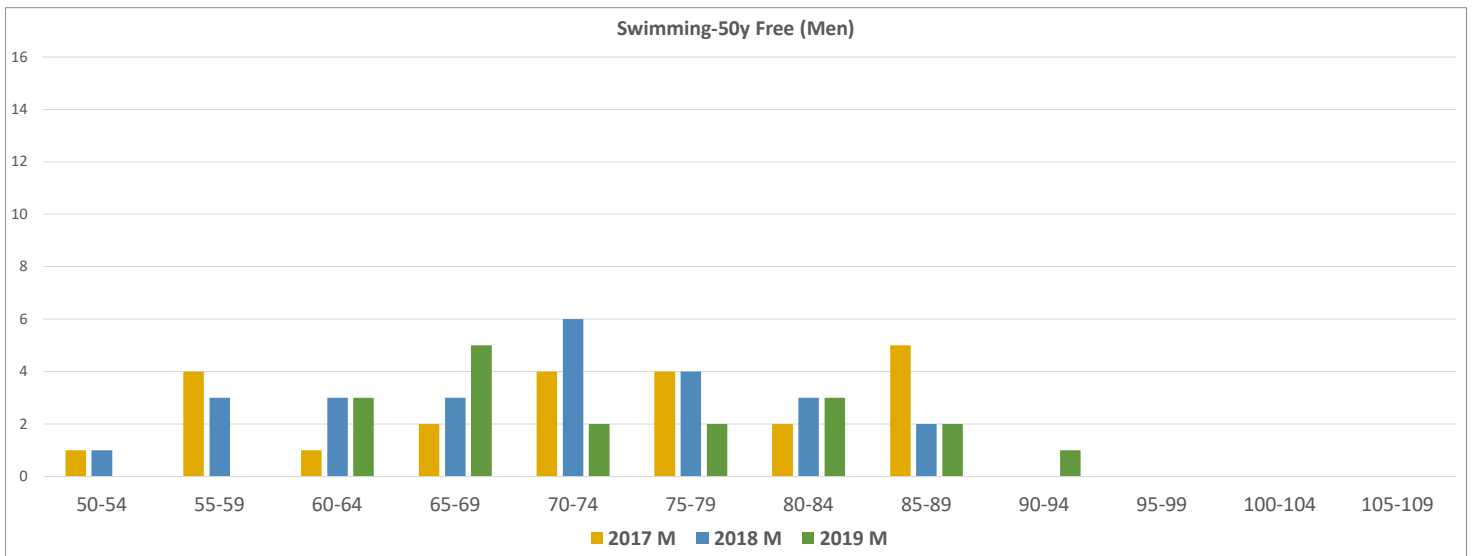
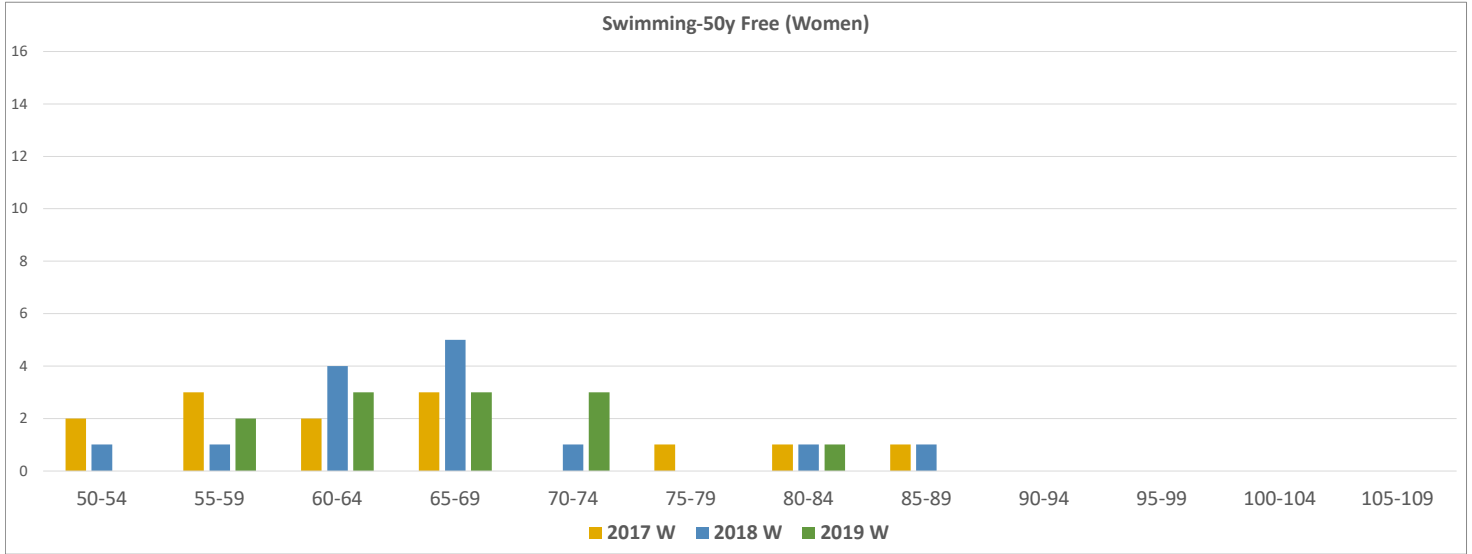
Swimming-50y Breast	2017 W	2018 W	2019 W	2017 M	2018 M	2019 M
50-54	1	1	0	1	2	1
55-59	2	1	1	1	0	0
60-64	2	2	1	1	2	3
65-69	1	3	2	2	2	2
70-74	1	1	0	4	5	3
75-79	1	0	1	3	3	1
80-84	1	0	0	1	0	1
85-89	1	1	0	2	4	2
90-94	0	0	0	0	0	1
95-99	0	0	0	0	0	0
100-104	0	0	0	0	0	0
105-109	0	0	0	0	0	0
Total	10	9	5	15	18	14
Range	53-86	54-87	55-77	52-88	51-89	54-90
Mean	67.3	66.0	66.0	72.2	72.8	71.9
Median	63.5	66	67	73	73.5	70.5



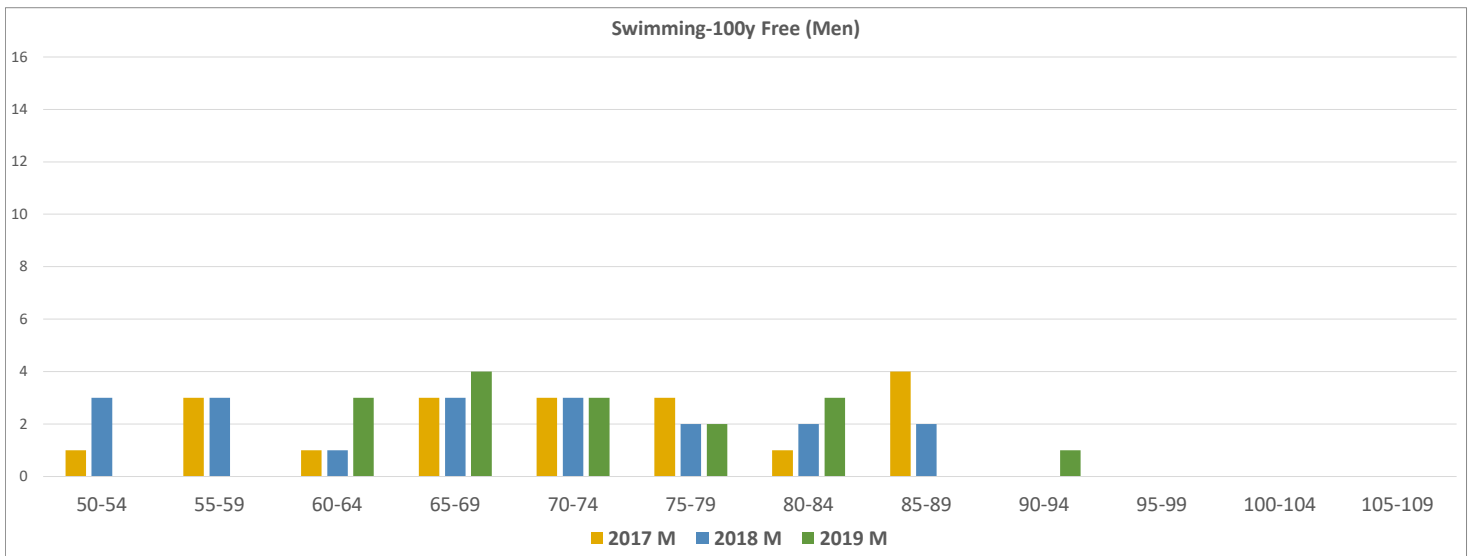
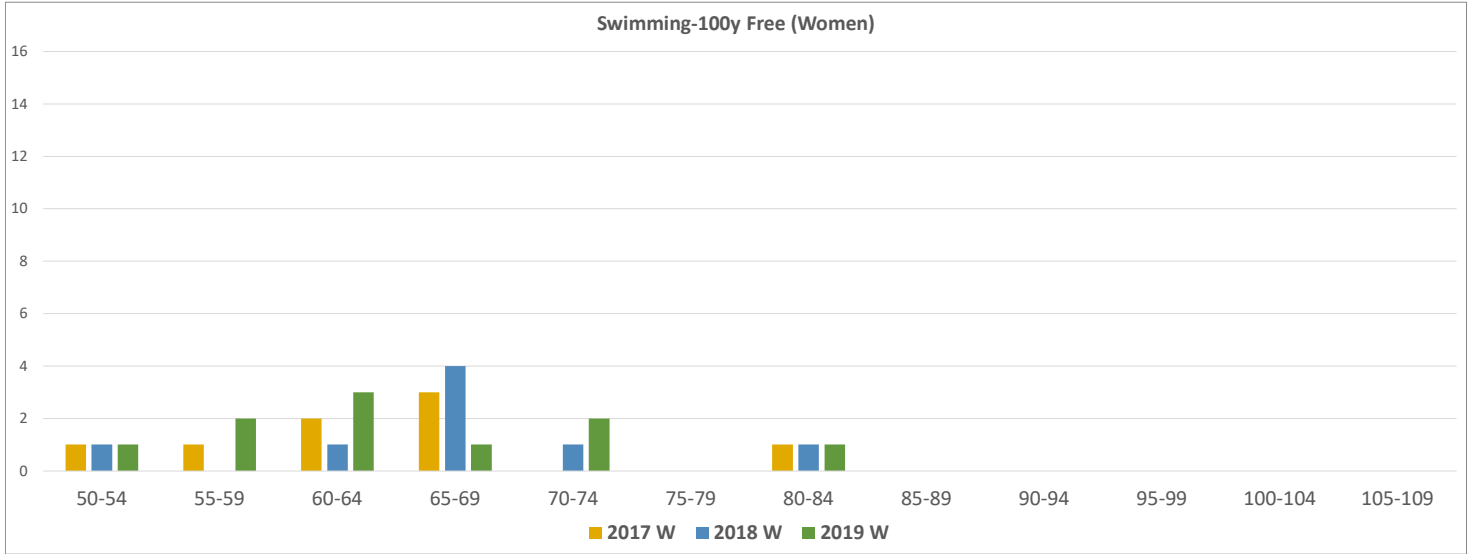
Swimming-100y Breast	2017 W	2018 W	2019 W	2017 M	2018 M	2019 M
50-54	0	1	0	1	0	1
55-59	1	0	1	1	0	0
60-64	2	1	1	1	2	2
65-69	1	2	1	2	2	2
70-74	1	0	1	2	2	4
75-79	0	0	1	2	3	1
80-84	0	0	0	1	0	1
85-89	0	0	0	0	1	0
90-94	0	0	0	0	0	0
95-99	0	0	0	0	0	0
100-104	0	0	0	0	0	0
105-109	0	0	0	0	0	0
Total	5	4	5	10	10	11
Range	56-70	54-69	55-77	52-81	60-87	54-84
Mean	62.8	62.3	66.4	69.1	72.6	69.1
Median	62	63	67	71	72	70



Swimming-50y Free	2017 W	2018 W	2019 W	2017 M	2018 M	2019 M
50-54	2	1	0	1	1	0
55-59	3	1	2	4	3	0
60-64	2	4	3	1	3	3
65-69	3	5	3	2	3	5
70-74	0	1	3	4	6	2
75-79	1	0	0	4	4	2
80-84	1	1	1	2	3	3
85-89	1	1	0	5	2	2
90-94	0	0	0	0	0	1
95-99	0	0	0	0	0	0
100-104	0	0	0	0	0	0
105-109	0	0	0	0	0	0
Total	13	14	12	23	25	18
Range	53-86	54-87	55-82	52-89	51-89	63-90
Mean	65.1	66.6	66.5	72.6	71.0	73.8
Median	62	66	67	73	72	71.5



Swimming-100y Free	2017 W	2018 W	2019 W	2017 M	2018 M	2019 M
50-54	1	1	1	1	3	0
55-59	1	0	2	3	3	0
60-64	2	1	3	1	1	3
65-69	3	4	1	3	3	4
70-74	0	1	2	3	3	3
75-79	0	0	0	3	2	2
80-84	1	1	1	1	2	3
85-89	0	0	0	4	2	0
90-94	0	0	0	0	0	1
95-99	0	0	0	0	0	0
100-104	0	0	0	0	0	0
105-109	0	0	0	0	0	0
Total	8	8	10	19	19	16
Range	54-80	54-81	53-82	52-89	51-89	63-90
Mean	64.0	67.5	64.6	71.8	68.5	73.1
Median	63.5	67.5	63.5	73	69	71.5



Swimming-900y Free	2017 W	2018 W	2019 W	2017 M	2018 M	2019 M
50-54	1	0	2	1	1	1
55-59	2	1	1	1	1	1
60-64	2	1	4	1	2	4
65-69	3	1	1	4	2	1
70-74	0	1	1	3	4	4
75-79	0	1	0	2	3	1
80-84	2	1	1	1	0	1
85-89	0	0	0	0	0	0
90-94	0	0	0	0	0	0
95-99	0	0	0	0	0	0
100-104	0	0	0	0	0	0
105-109	0	0	0	0	0	0
Total	10	6	10	13	13	13
Range	54-81	59-81	51-80	52-81	51-79	54-82
Mean	64.8	70.0	62.5	68.8	67.9	67.6
Median	63.5	69	61	69	70	69

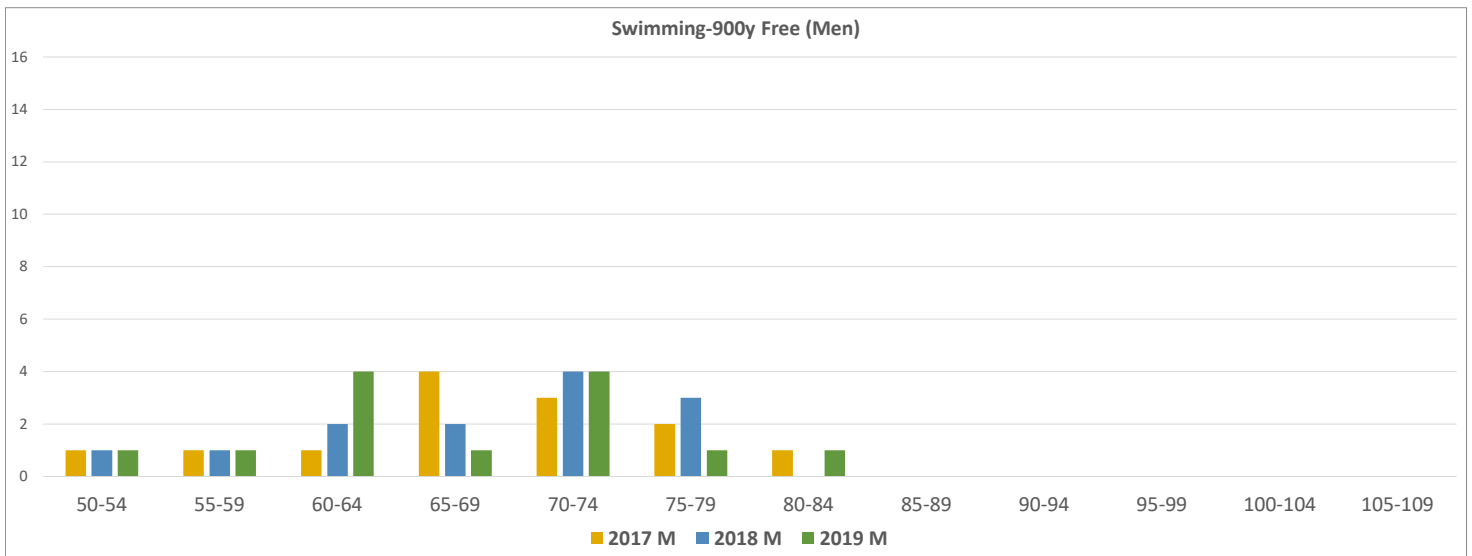
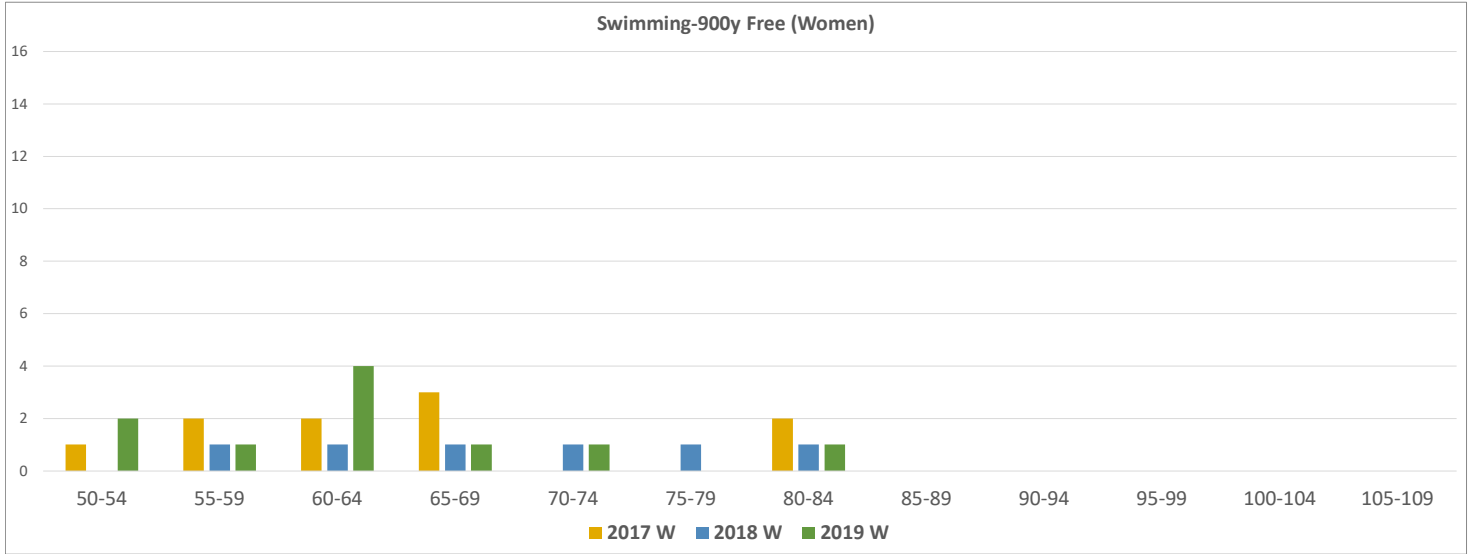
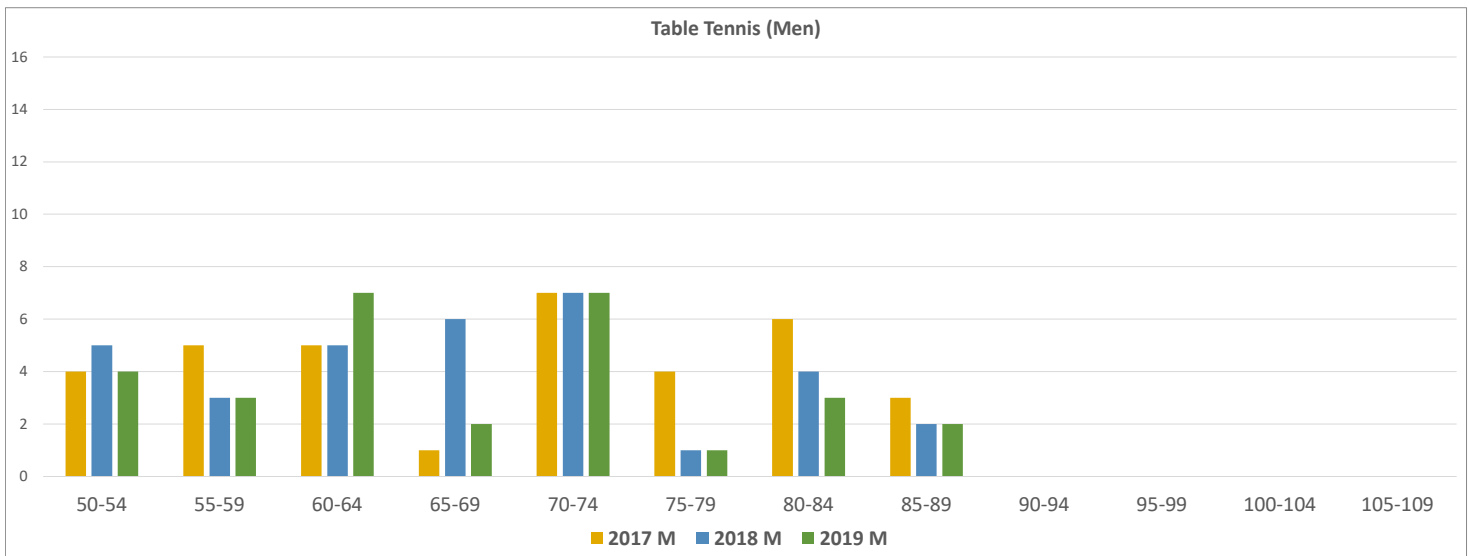
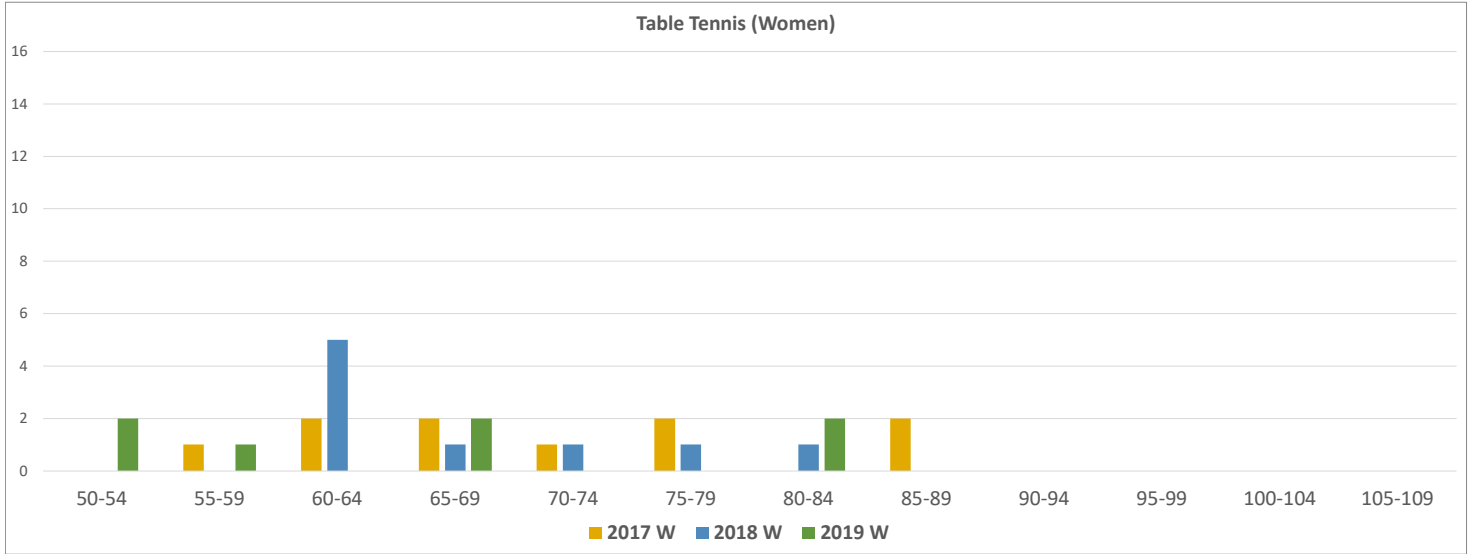
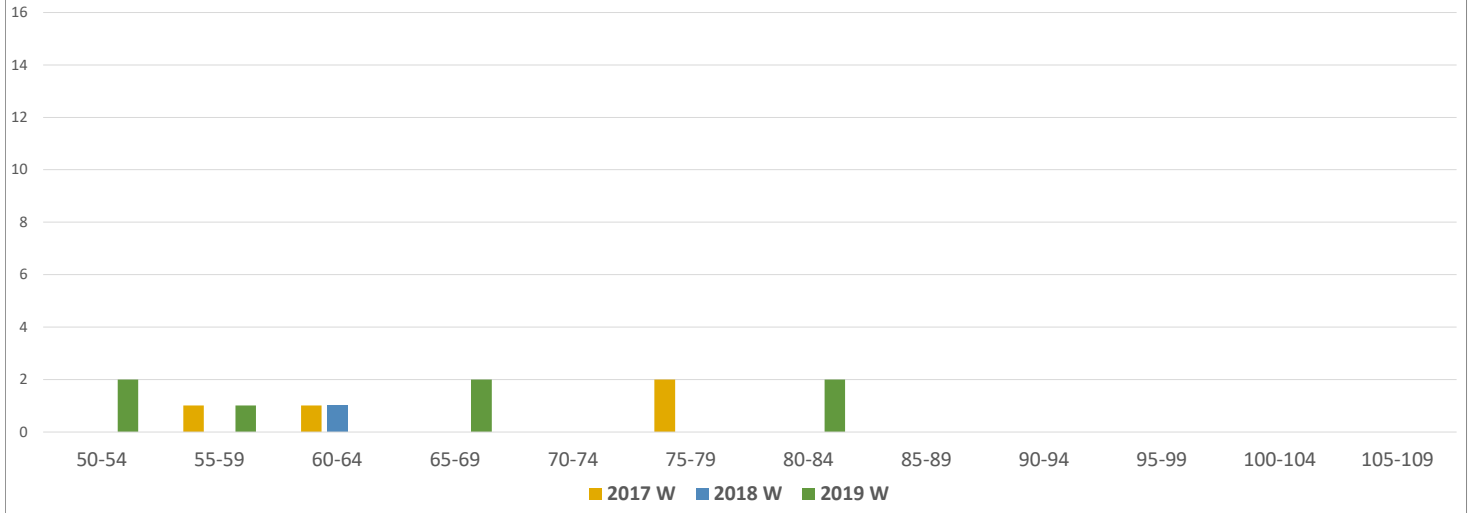


Table Tennis	2017 W	2018 W	2019 W	2017 M	2018 M	2019 M
50-54	0	0	2	4	5	4
55-59	1	0	1	5	3	3
60-64	2	5	0	5	5	7
65-69	2	1	2	1	6	2
70-74	1	1	0	7	7	7
75-79	2	1	0	4	1	1
80-84	0	1	2	6	4	3
85-89	2	0	0	3	2	2
90-94	0	0	0	0	0	0
95-99	0	0	0	0	0	0
100-104	0	0	0	0	0	0
105-109	0	0	0	0	0	0
Total	10	9	7	35	33	29
Range	55-89	60-81	52-84	50-89	51-88	52-89
Mean	70.7	66.9	66.3	69.5	67.5	67.4
Median	69	63	65	71	68	66

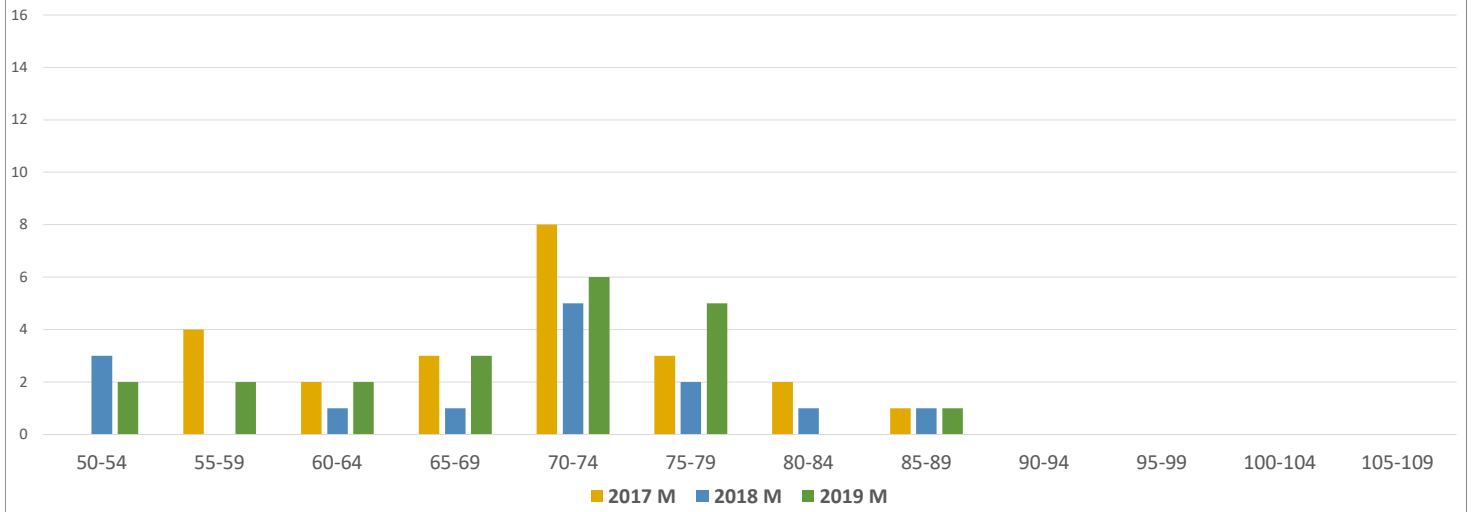


Tennis-Singles	2017 W	2018 W	2019 W	2017 M	2018 M	2019 M
50-54	0	0	2	0	3	2
55-59	1	0	1	4	0	2
60-64	1	1	0	2	1	2
65-69	0	0	2	3	1	3
70-74	0	0	0	8	5	6
75-79	2	0	0	3	2	5
80-84	0	0	2	2	1	0
85-89	0	0	0	1	1	1
90-94	0	0	0	0	0	0
95-99	0	0	0	0	0	0
100-104	0	0	0	0	0	0
105-109	0	0	0	0	0	0
Total	4	1	7	23	14	21
Range	59-78	63-63	52-84	55-85	52-86	52-85
Mean	69.0	63.0	66.3	70.1	69.6	69.5
Median	69.5	63	65	72	73	73

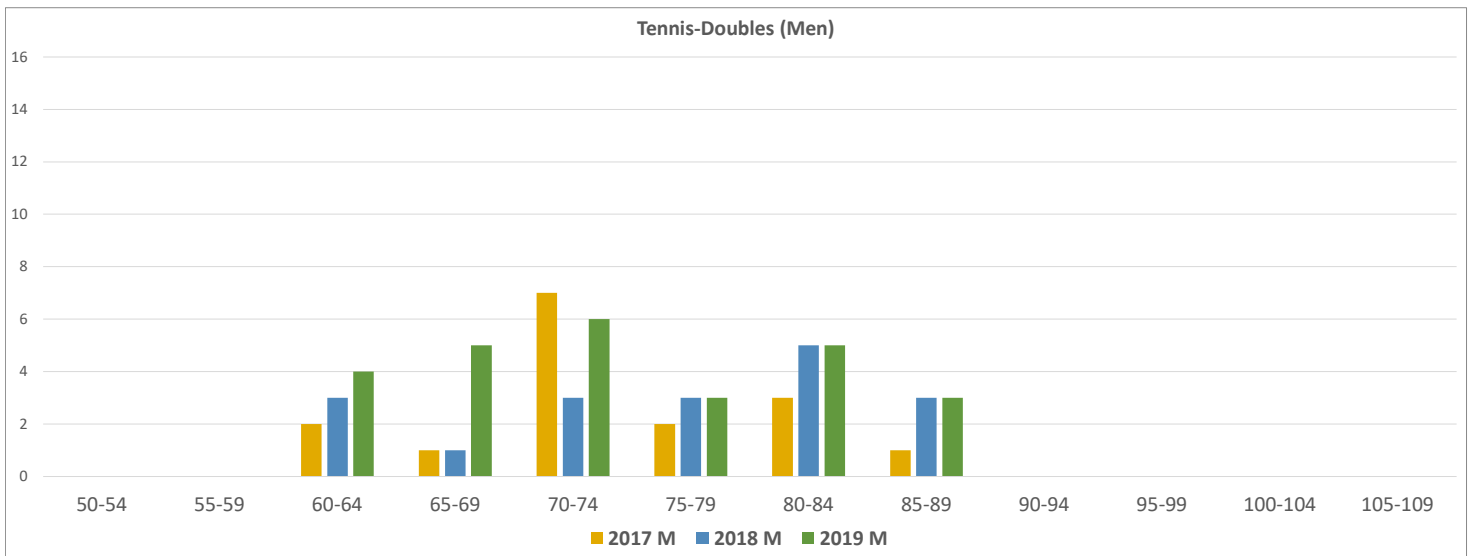
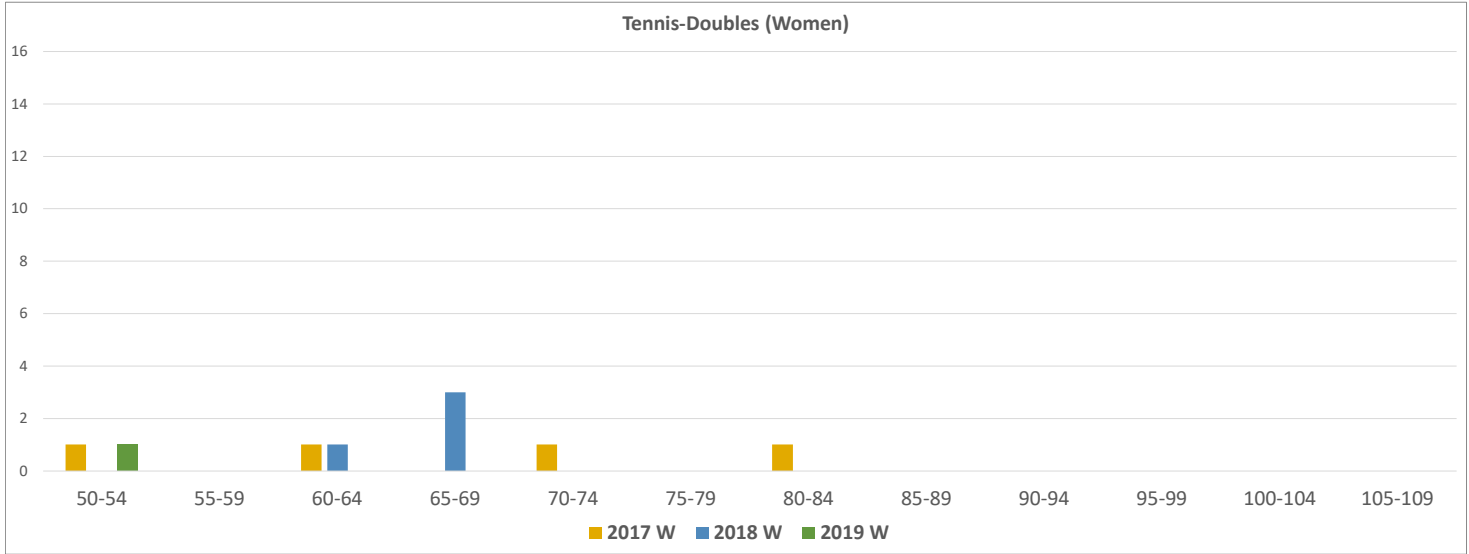
Tennis-Singles (Women)



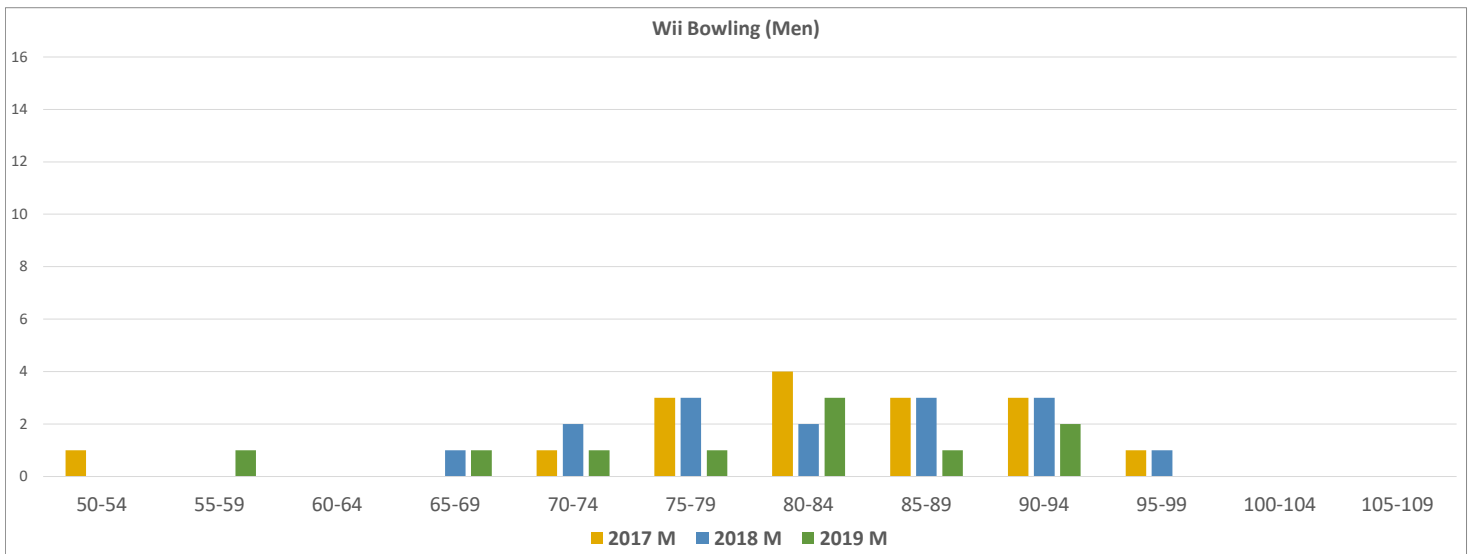
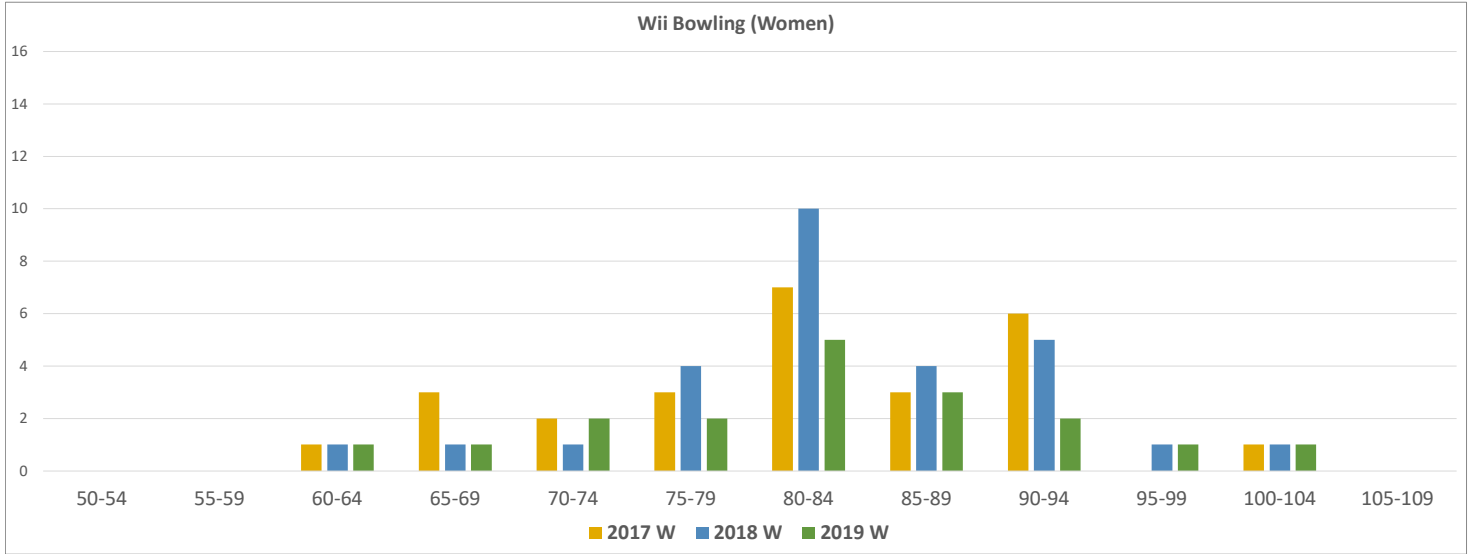
Tennis-Singles (Men)



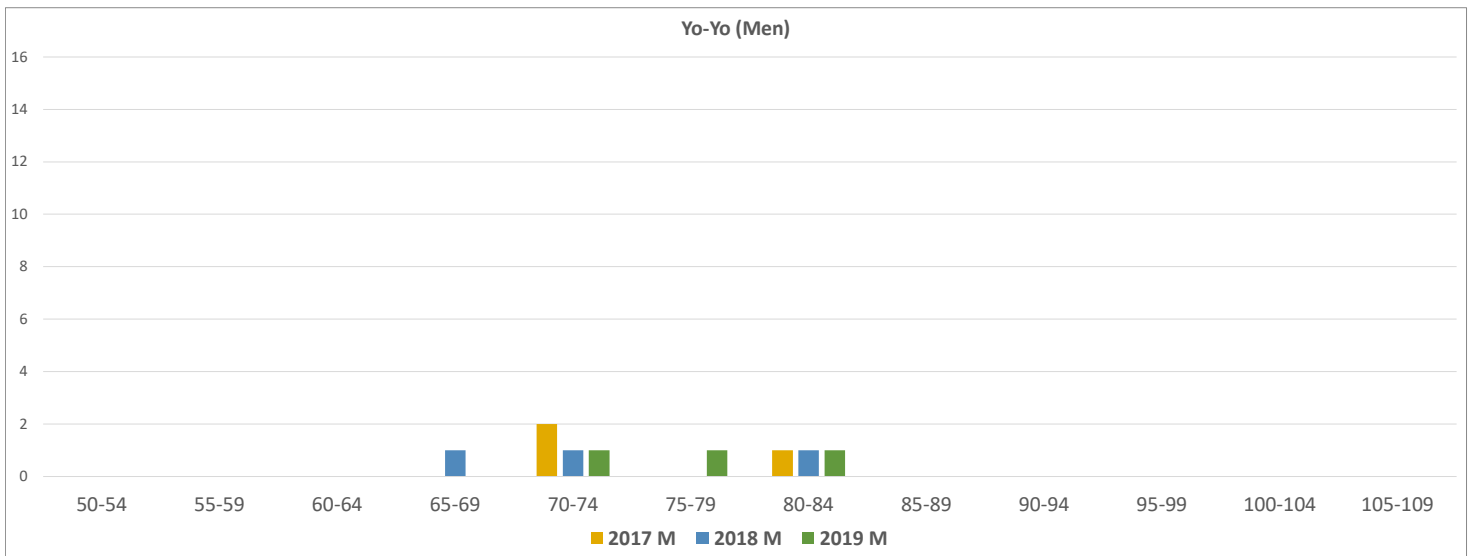
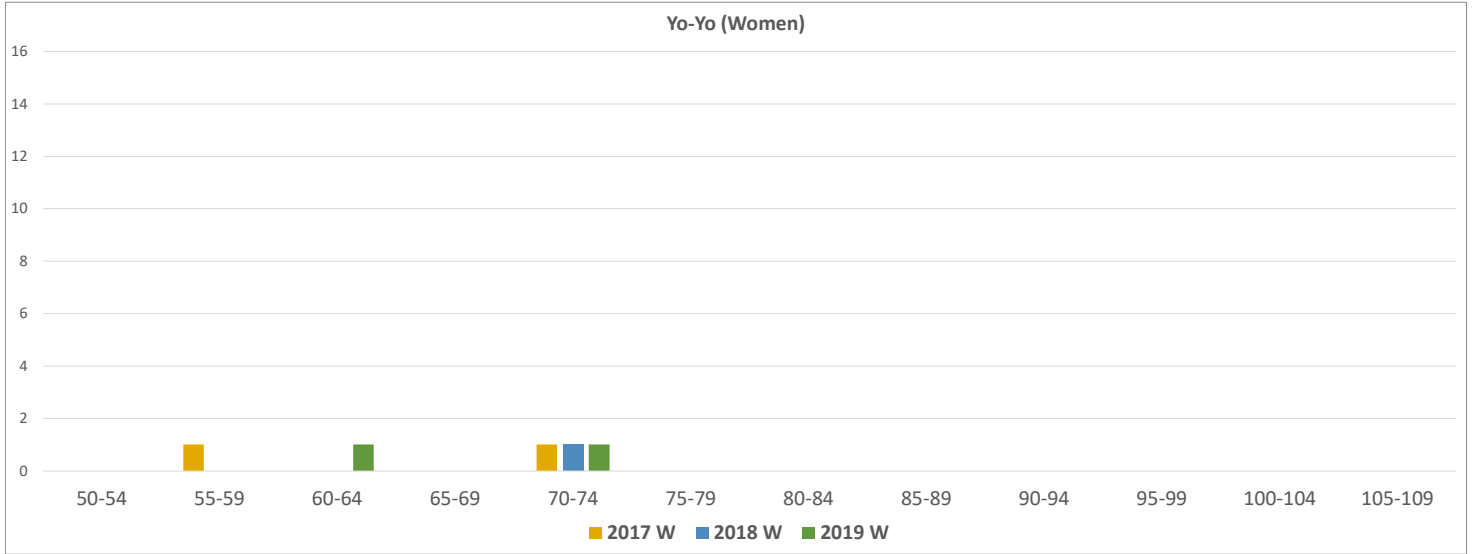
Tennis-Doubles	2017 W	2018 W	2019 W	2017 M	2018 M	2019 M
50-54	1	0	1	0	0	0
55-59	0	0	0	0	0	0
60-64	1	1	0	2	3	4
65-69	0	3	0	1	1	5
70-74	1	0	0	7	3	6
75-79	0	0	0	2	3	3
80-84	1	0	0	3	5	5
85-89	0	0	0	1	3	3
90-94	0	0	0	0	0	0
95-99	0	0	0	0	0	0
100-104	0	0	0	0	0	0
105-109	0	0	0	0	0	0
Total	4	4	1	16	18	26
Range	54-82	63-69	54-54	62-85	63-86	61-87
Mean	68.0	66.8	54.0	74.1	76.4	73.8
Median	68	67.5	54	74	77	74



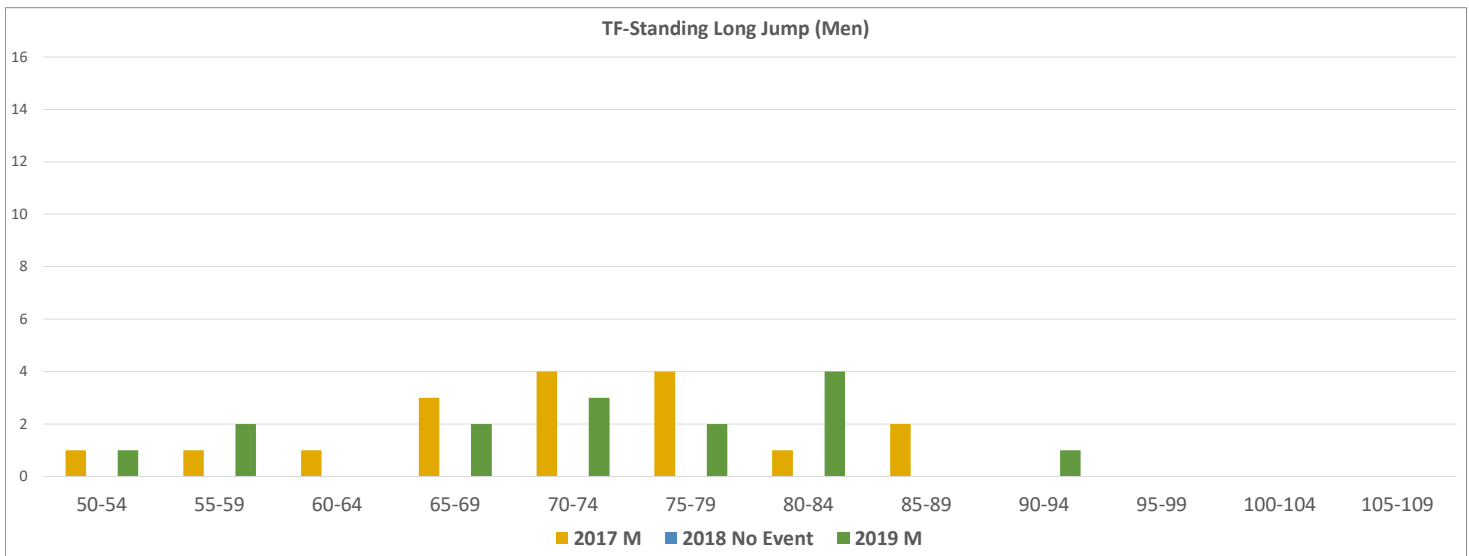
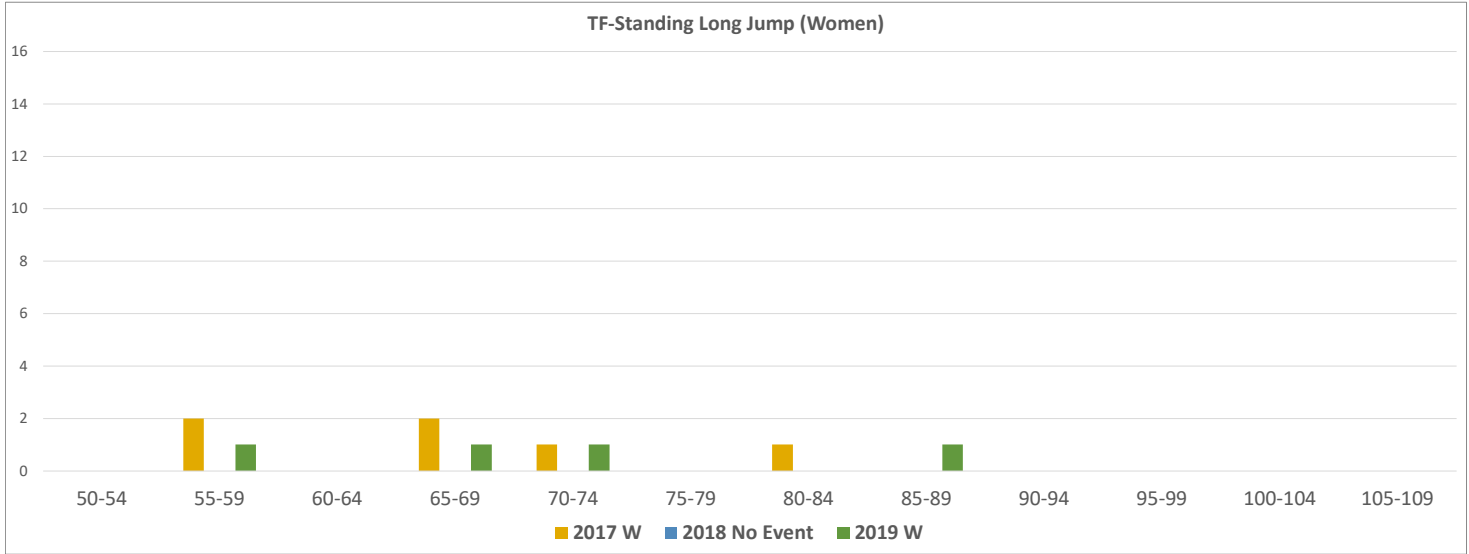
Wii Bowling	2017 W	2018 W	2019 W	2017 M	2018 M	2019 M
50-54	0	0	0	1	0	0
55-59	0	0	0	0	0	1
60-64	1	1	1	0	0	0
65-69	3	1	1	0	1	1
70-74	2	1	2	1	2	1
75-79	3	4	2	3	3	1
80-84	7	10	5	4	2	3
85-89	3	4	3	3	3	1
90-94	6	5	2	3	3	2
95-99	0	1	1	1	1	0
100-104	1	1	1	0	0	0
105-109	0	0	0	0	0	0
Total	26	28	18	16	15	10
Range	62-100	63-101	61-102	50-95	65-95	55-94
Mean	81.7	83.3	82.4	82.3	83.1	79.3
Median	82	83	83.5	82.5	83	81.5



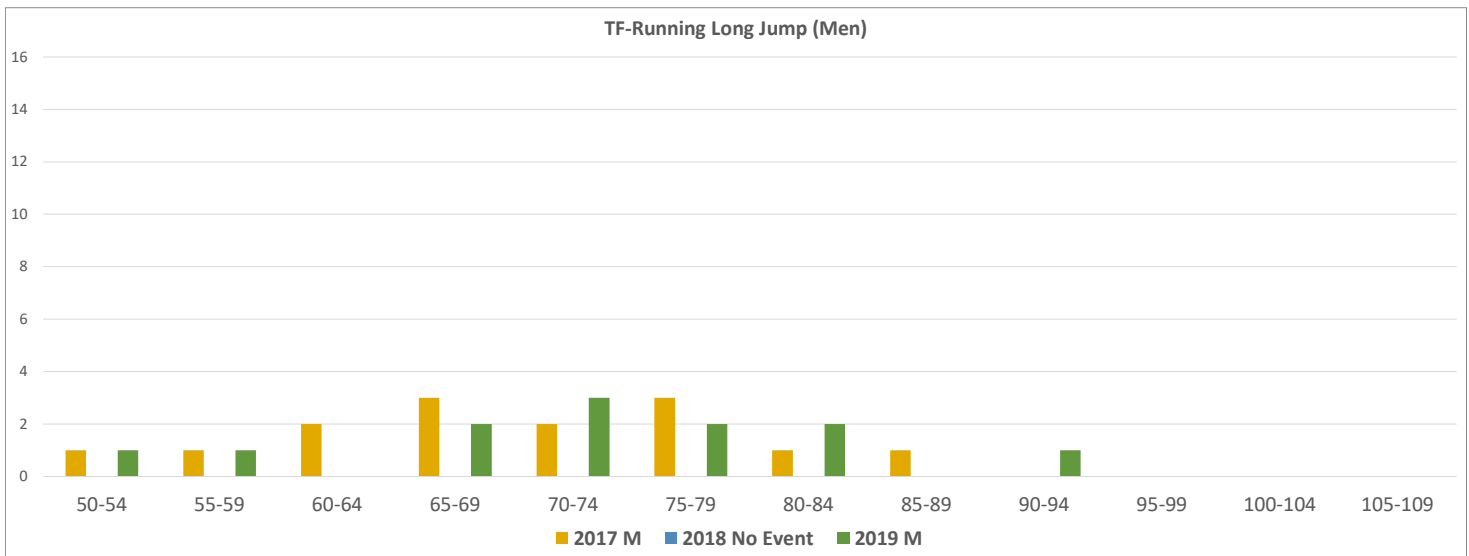
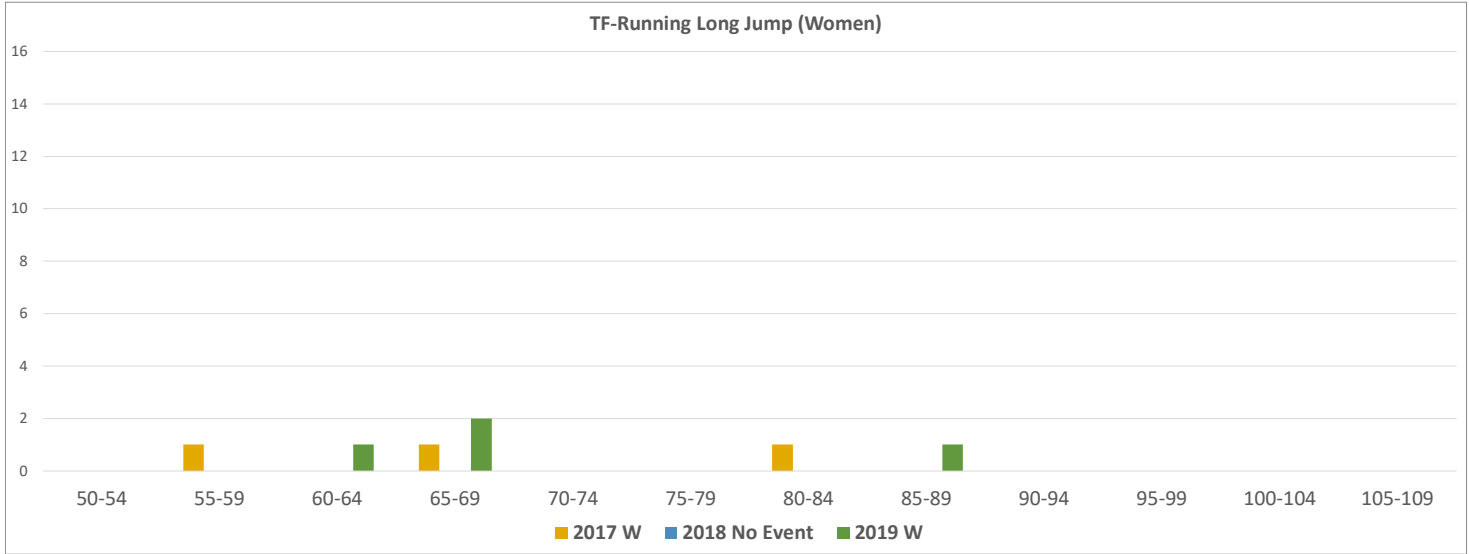
Yo-Yo	2017 W	2018 W	2019 W	2017 M	2018 M	2019 M
50-54	0	0	0	0	0	0
55-59	1	0	0	0	0	0
60-64	0	0	1	0	0	0
65-69	0	0	0	0	1	0
70-74	1	1	1	2	1	1
75-79	0	0	0	0	0	1
80-84	0	0	0	1	1	1
85-89	0	0	0	0	0	0
90-94	0	0	0	0	0	0
95-99	0	0	0	0	0	0
100-104	0	0	0	0	0	0
105-109	0	0	0	0	0	0
Total	2	1	2	3	3	3
Range	58-72	73-73	60-74	72-80	65-81	74-82
Mean	65.0	73.0	67.0	75.0	73.0	77.3
Median	65	73	67	73	73	76



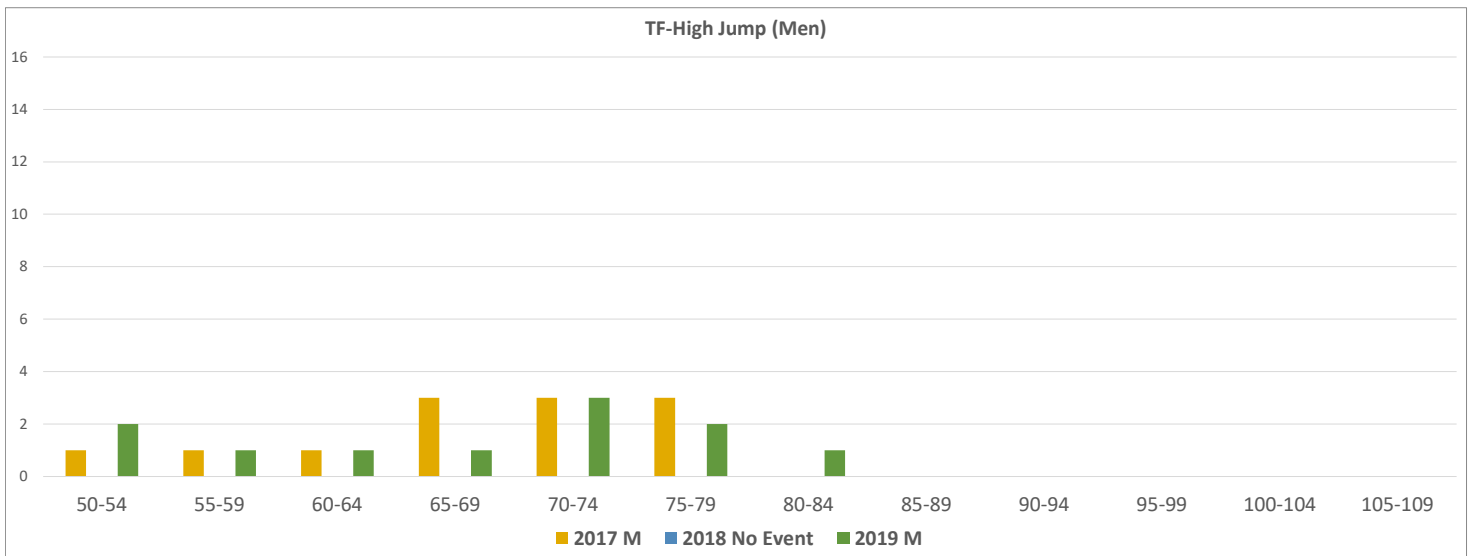
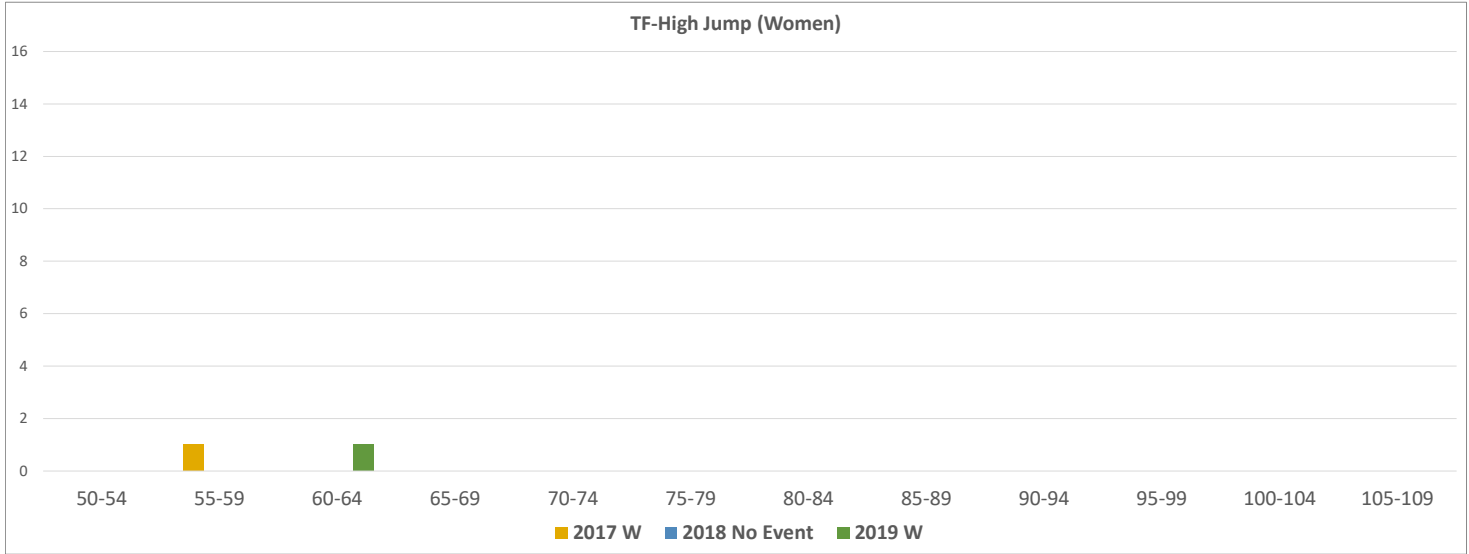
TF-Standing Long Jump	2017 W	2018 No Even	2019 W	2017 M	2018 No Even	2019 M
50-54	0	0	0	1	0	1
55-59	2	0	1	1	0	2
60-64	0	0	0	1	0	0
65-69	2	0	1	3	0	2
70-74	1	0	1	4	0	3
75-79	0	0	0	4	0	2
80-84	1	0	0	1	0	4
85-89	0	0	1	2	0	0
90-94	0	0	0	0	0	1
95-99	0	0	0	0	0	0
100-104	0	0	0	0	0	0
105-109	0	0	0	0	0	0
Total	6	0	4	17	0	15
Range	56-84		56-86	53-89		50-91
Mean	66.8		70.0	72.2		72.2
Median	65		69	73		73



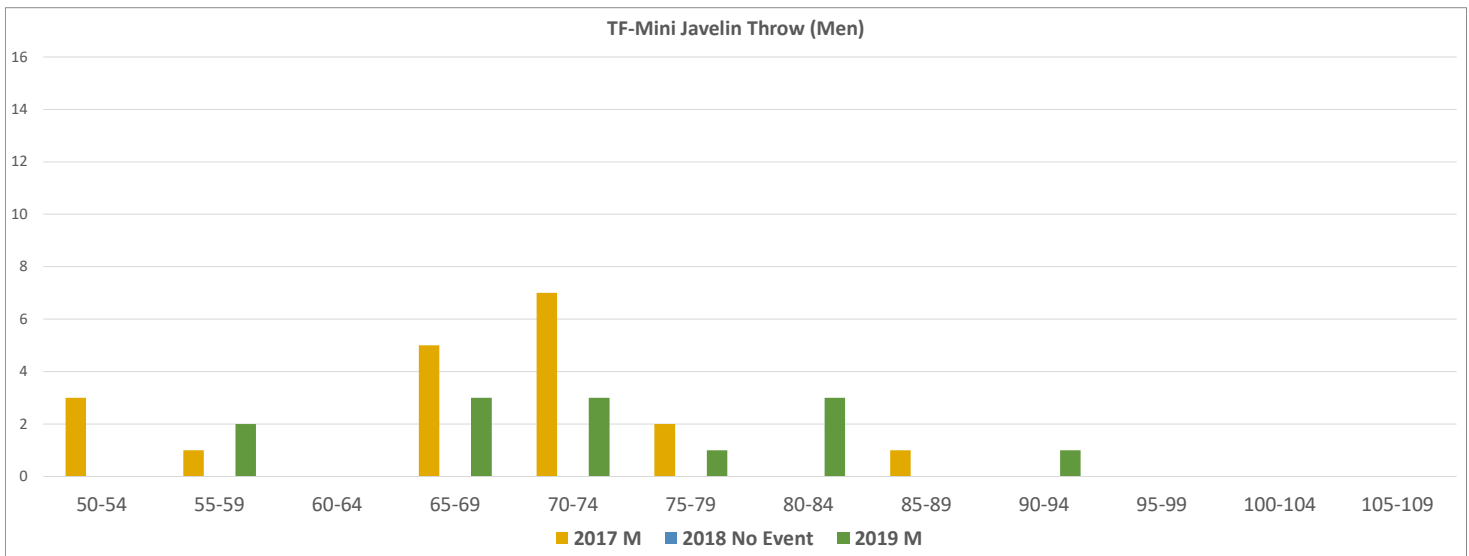
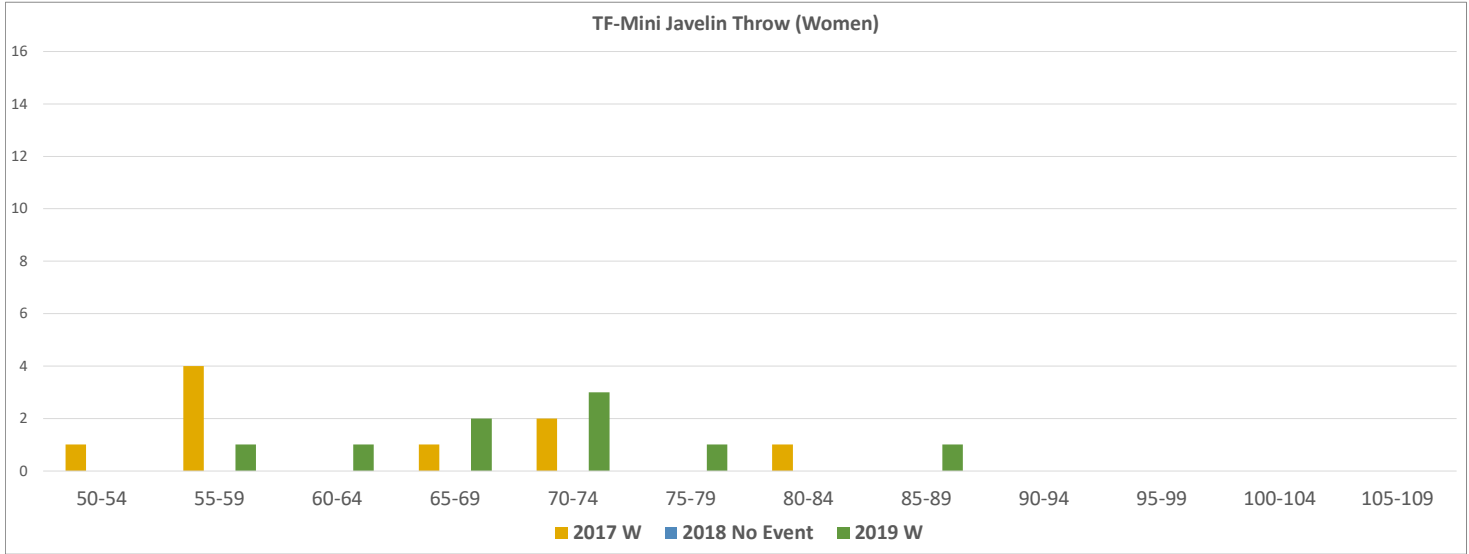
TF-Running Long Jump	2017 W	2018 No Even	2019 W	2017 M	2018 No Even	2019 M
50-54	0	0	0	1	0	1
55-59	1	0	0	1	0	1
60-64	0	0	1	2	0	0
65-69	1	0	2	3	0	2
70-74	0	0	0	2	0	3
75-79	0	0	0	3	0	2
80-84	1	0	0	1	0	2
85-89	0	0	1	1	0	0
90-94	0	0	0	0	0	1
95-99	0	0	0	0	0	0
100-104	0	0	0	0	0	0
105-109	0	0	0	0	0	0
Total	3	0	4	14	0	12
Range	56-84		62-86	53-89		50-91
Mean	68.3		70.5	70.4		72.1
Median	65		67	70		72



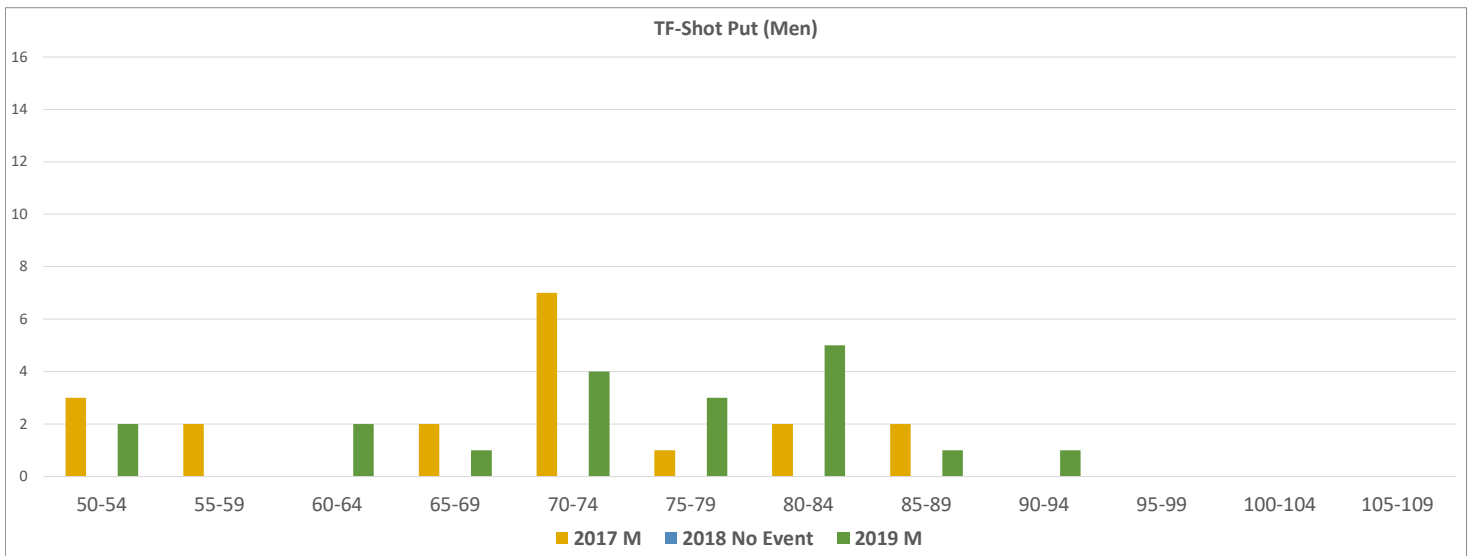
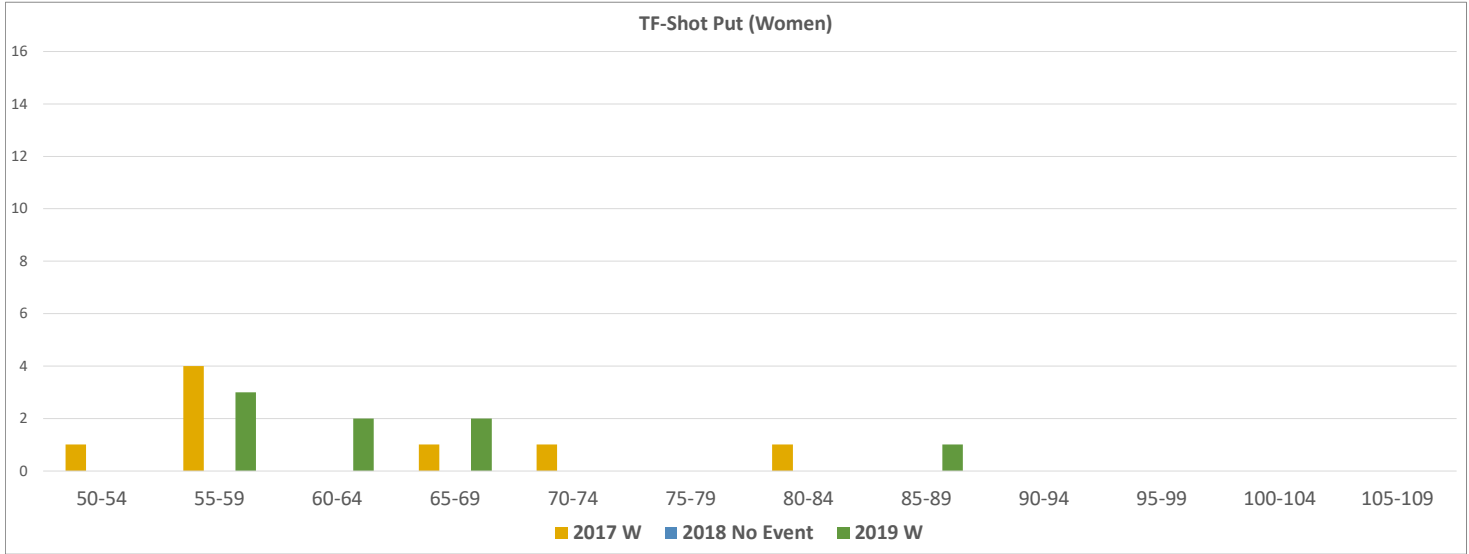
TF-High Jump	2017 W	2018 No Even	2019 W	2017 M	2018 No Even	2019 M
50-54	0	0	0	1	0	2
55-59	1	0	0	1	0	1
60-64	0	0	1	1	0	1
65-69	0	0	0	3	0	1
70-74	0	0	0	3	0	3
75-79	0	0	0	3	0	2
80-84	0	0	0	0	0	1
85-89	0	0	0	0	0	0
90-94	0	0	0	0	0	0
95-99	0	0	0	0	0	0
100-104	0	0	0	0	0	0
105-109	0	0	0	0	0	0
Total	1	0	1	12	0	11
Range	56-56		61-61	53-78		50-80
Mean	56.0		61.0	68.6		67.0
Median	56		61	70		71



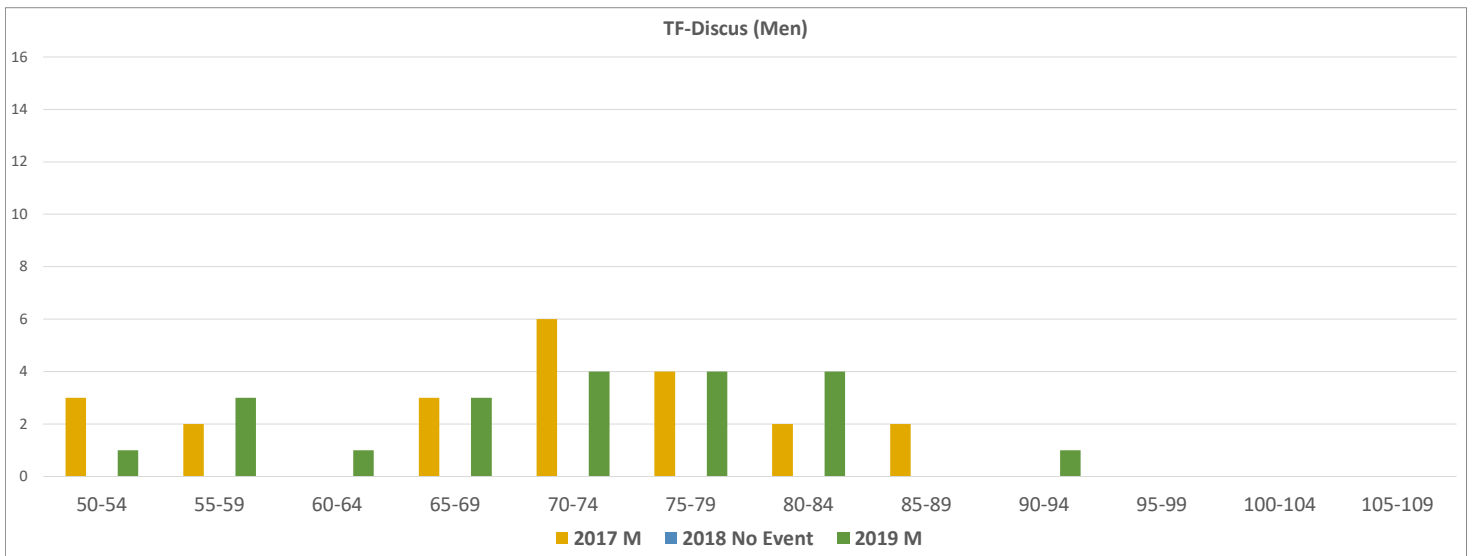
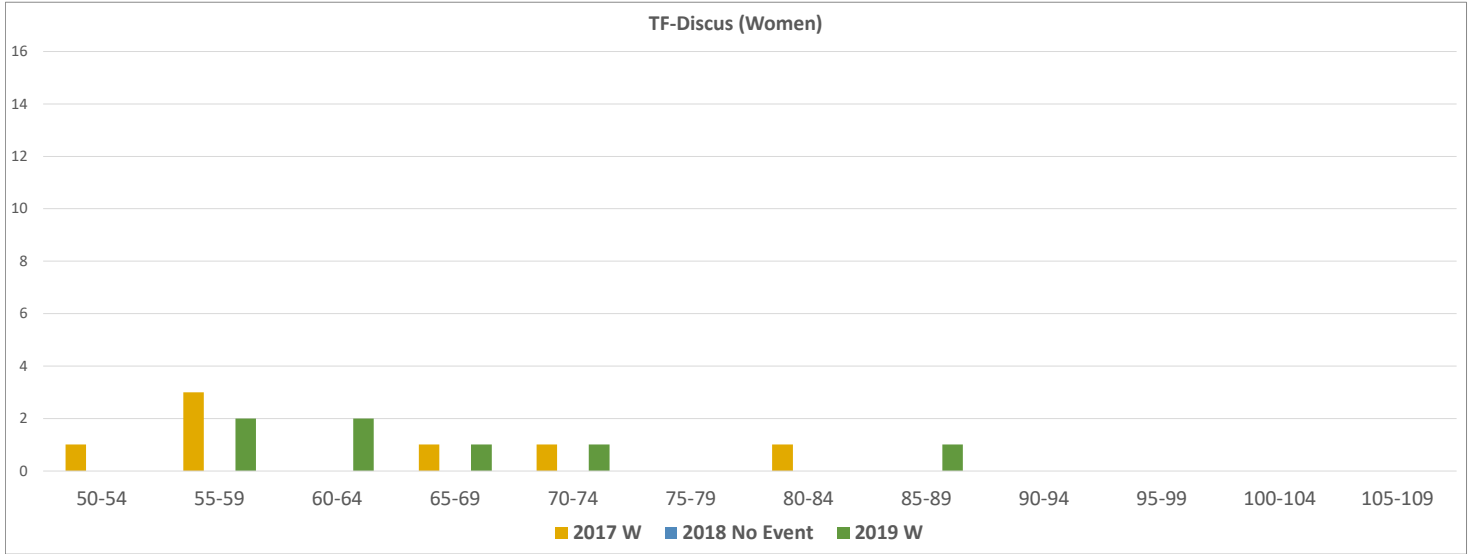
TF-Mini Javelin Throw	2017 W	2018 No Even	2019 W	2017 M	2018 No Even	2019 M
50-54	1	0	0	3	0	0
55-59	4	0	1	1	0	2
60-64	0	0	1	0	0	0
65-69	1	0	2	5	0	3
70-74	2	0	3	7	0	3
75-79	0	0	1	2	0	1
80-84	1	0	0	0	0	3
85-89	0	0	1	1	0	0
90-94	0	0	0	0	0	1
95-99	0	0	0	0	0	0
100-104	0	0	0	0	0	0
105-109	0	0	0	0	0	0
Total	9	0	9	19	0	13
Range	54-84		58-86	50-89		55-91
Mean	64.1		70.7	68.6		72.6
Median	59		71	71		71



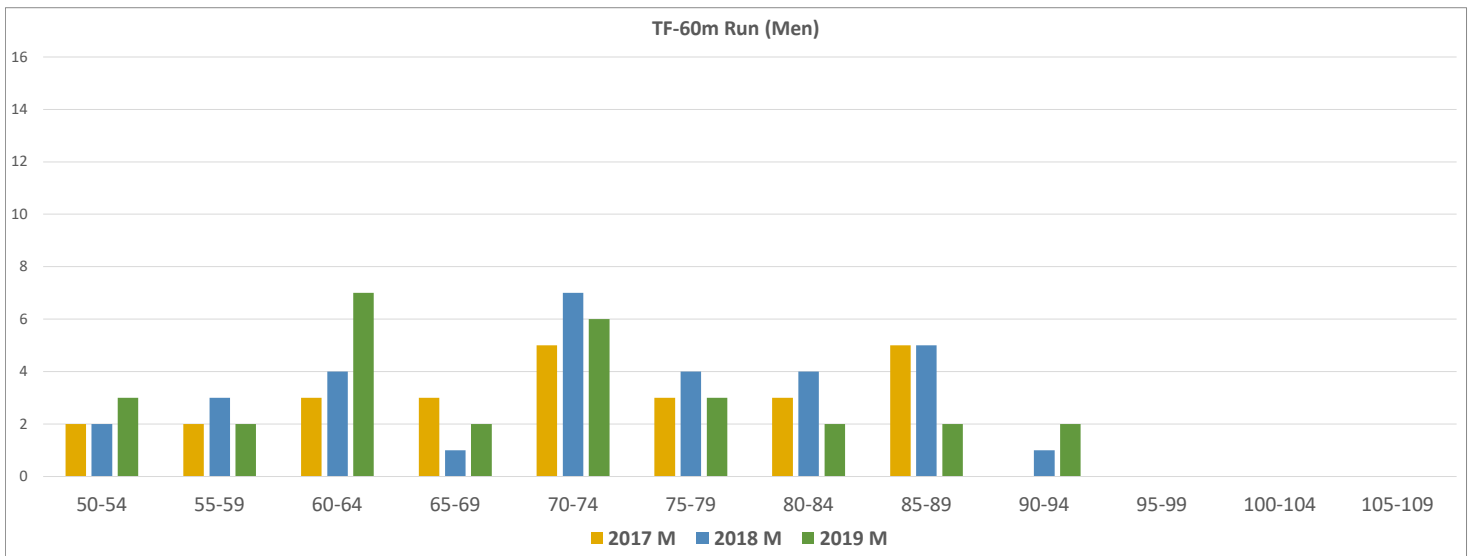
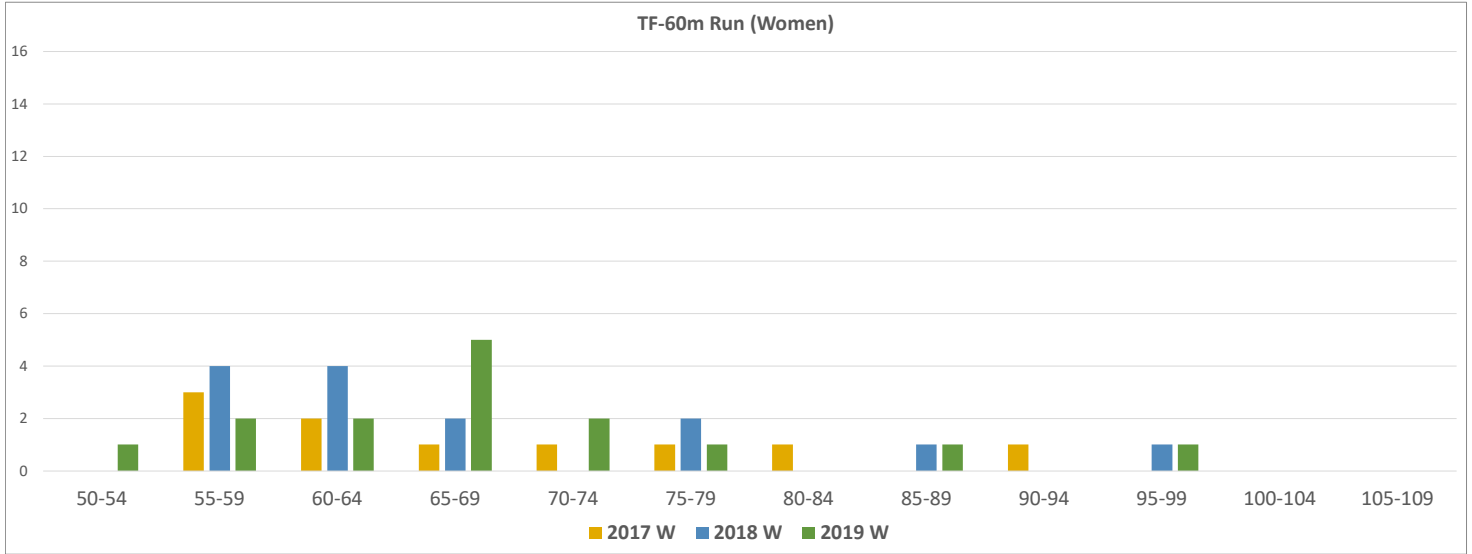
TF-Shot Put	2017 W	2018 No Even	2019 W	2017 M	2018 No Even	2019 M
50-54	1	0	0	3	0	2
55-59	4	0	3	2	0	0
60-64	0	0	2	0	0	2
65-69	1	0	2	2	0	1
70-74	1	0	0	7	0	4
75-79	0	0	0	1	0	3
80-84	1	0	0	2	0	5
85-89	0	0	1	2	0	1
90-94	0	0	0	0	0	1
95-99	0	0	0	0	0	0
100-104	0	0	0	0	0	0
105-109	0	0	0	0	0	0
Total	8	0	8	19	0	19
Range	54-84		56-86	50-89		50-91
Mean	63.1		64.3	69.9		73.5
Median	59		61.5	72		75



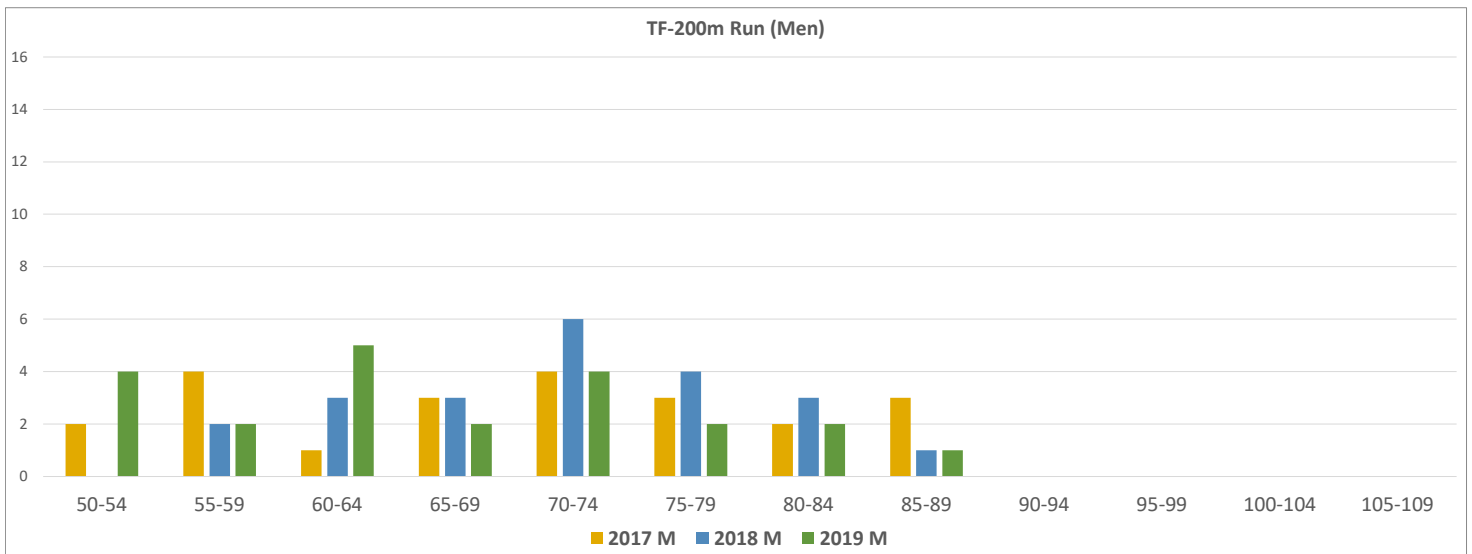
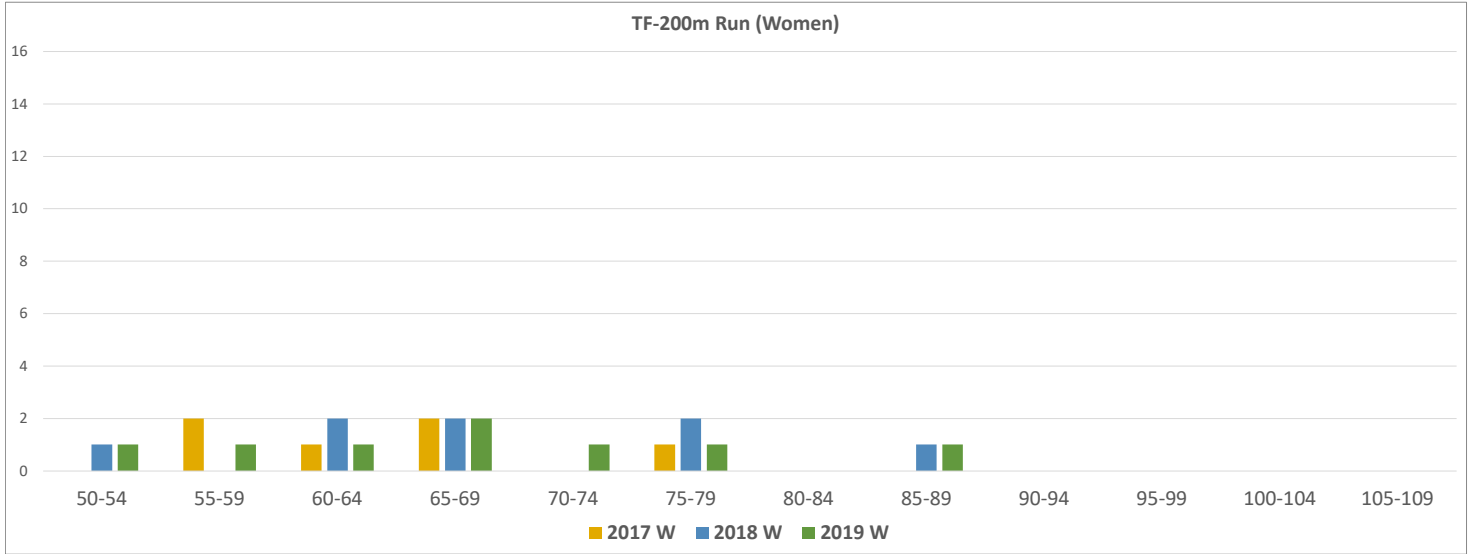
TF-Discus	2017 W	2018 No Even	2019 W	2017 M	2018 No Even	2019 M
50-54	1	0	0	3	0	1
55-59	3	0	2	2	0	3
60-64	0	0	2	0	0	1
65-69	1	0	1	3	0	3
70-74	1	0	1	6	0	4
75-79	0	0	0	4	0	4
80-84	1	0	0	2	0	4
85-89	0	0	1	2	0	0
90-94	0	0	0	0	0	1
95-99	0	0	0	0	0	0
100-104	0	0	0	0	0	0
105-109	0	0	0	0	0	0
Total	7	0	7	22	0	21
Range	54-84		56-86	50-89		50-91
Mean	63.7		65.9	70.5		71.0
Median	59		62	72.5		71



TF-60m Run	2017 W	2018 W	2019 W	2017 M	2018 M	2019 M
50-54	0	0	1	2	2	3
55-59	3	4	2	2	3	2
60-64	2	4	2	3	4	7
65-69	1	2	5	3	1	2
70-74	1	0	2	5	7	6
75-79	1	2	1	3	4	3
80-84	1	0	0	3	4	2
85-89	0	1	1	5	5	2
90-94	1	0	0	0	1	2
95-99	0	1	1	0	0	0
100-104	0	0	0	0	0	0
105-109	0	0	0	0	0	0
Total	10	14	15	26	31	29
Range	56-94	57-95	51-96	53-89	54-90	51-91
Mean	68.9	67.4	68.9	72.6	72.3	69.6
Median	65.5	63.5	67	73	74	70

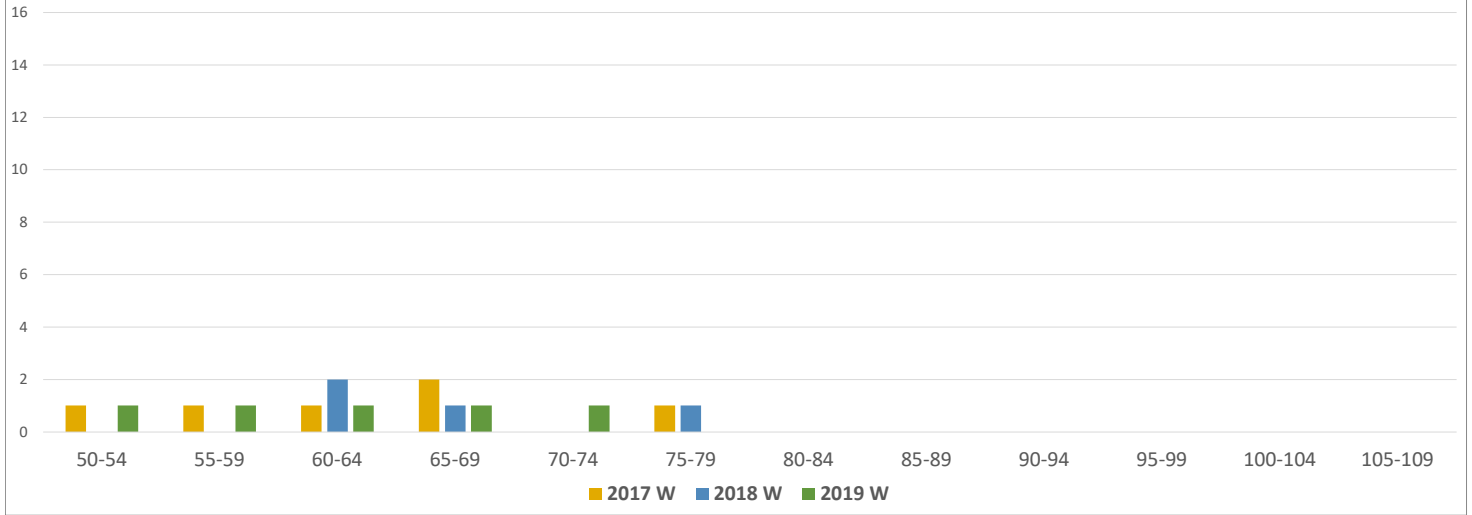


TF-200m Run	2017 W	2018 W	2019 W	2017 M	2018 M	2019 M
50-54	0	1	1	2	0	4
55-59	2	0	1	4	2	2
60-64	1	2	1	1	3	5
65-69	2	2	2	3	3	2
70-74	0	0	1	4	6	4
75-79	1	2	1	3	4	2
80-84	0	0	0	2	3	2
85-89	0	1	1	3	1	1
90-94	0	0	0	0	0	0
95-99	0	0	0	0	0	0
100-104	0	0	0	0	0	0
105-109	0	0	0	0	0	0
Total	6	8	8	22	22	22
Range	56-77	51-85	51-86	53-88	55-88	51-89
Mean	64.3	67.9	67.6	70.7	71.2	66.2
Median	62.5	66	67	72	72	63.5

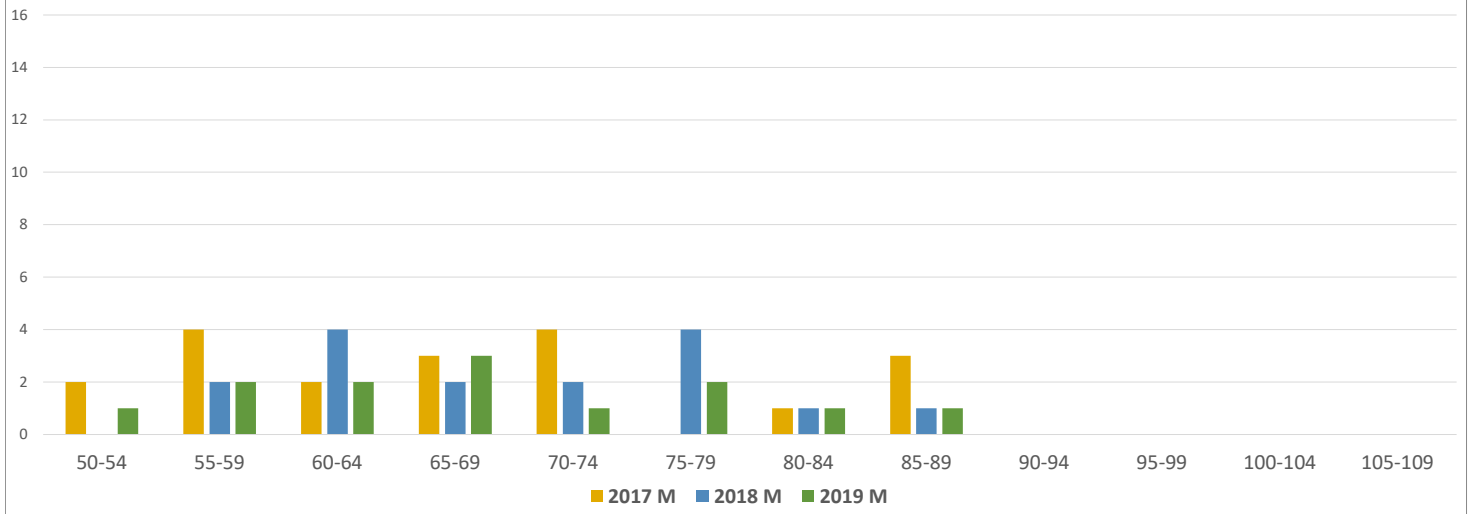


TF-400m Run	2017 W	2018 W	2019 W	2017 M	2018 M	2019 M
50-54	1	0	1	2	0	1
55-59	1	0	1	4	2	2
60-64	1	2	1	2	4	2
65-69	2	1	1	3	2	3
70-74	0	0	1	4	2	1
75-79	1	1	0	0	4	2
80-84	0	0	0	1	1	1
85-89	0	0	0	3	1	1
90-94	0	0	0	0	0	0
95-99	0	0	0	0	0	0
100-104	0	0	0	0	0	0
105-109	0	0	0	0	0	0
Total	6	4	5	19	16	13
Range	50-77	61-76	51-72	54-88	56-88	53-89
Mean	62.8	66.3	61.6	68.4	69.5	68.1
Median	62.5	64	60	67	70	65

TF-400m Run (Women)

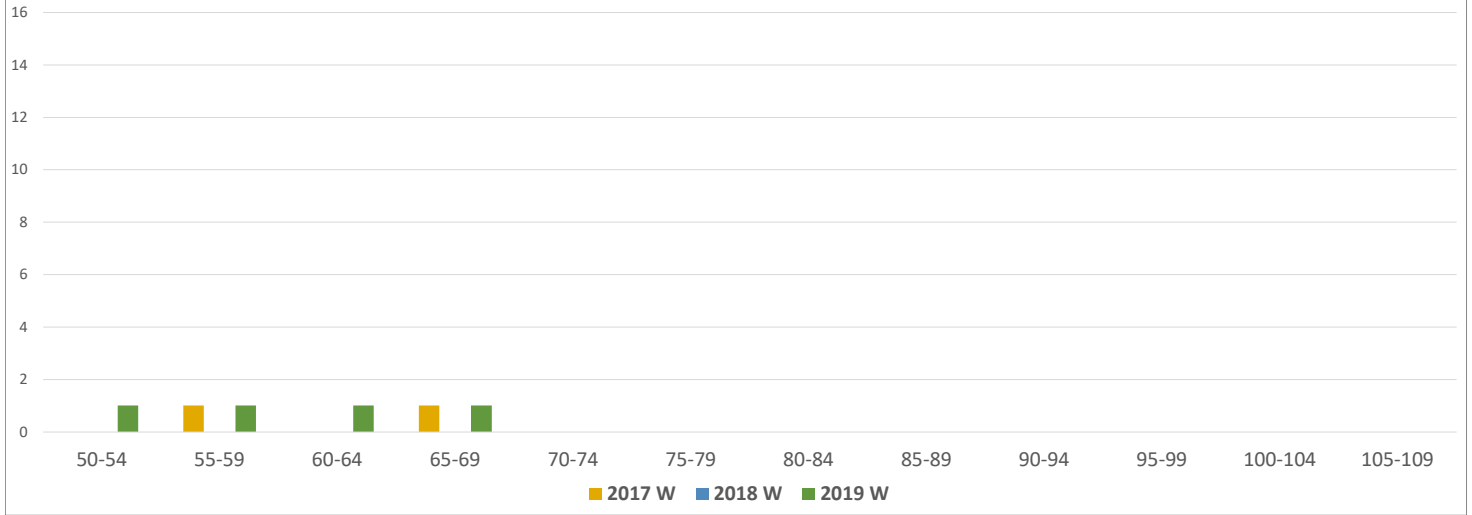


TF-400m Run (Men)

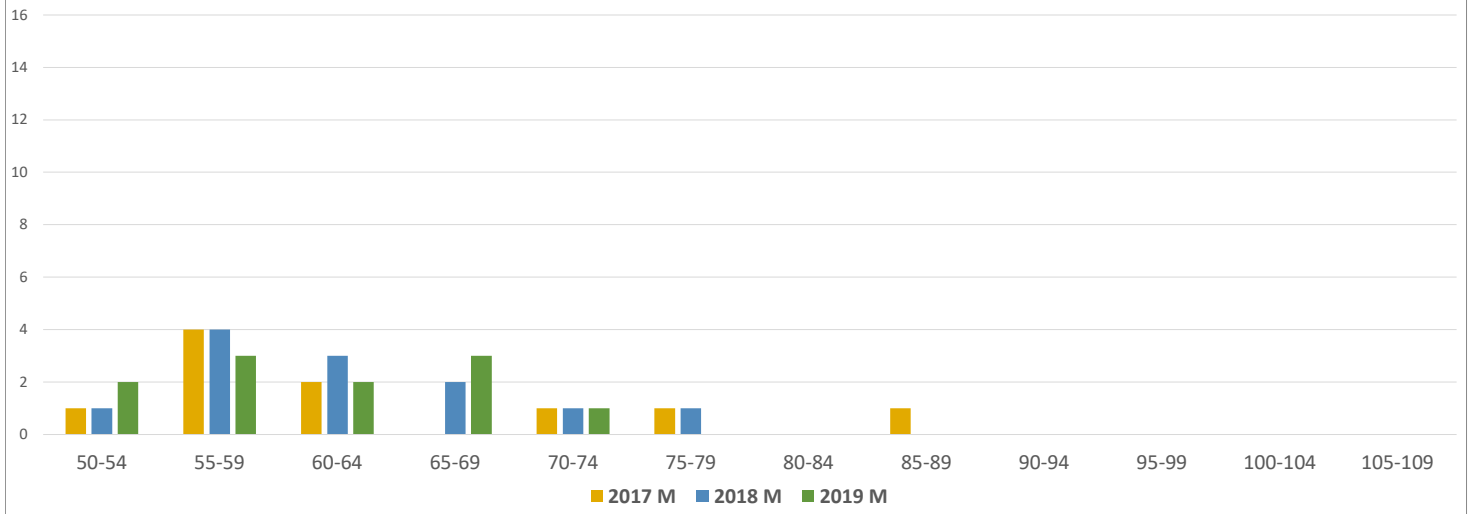


TF-800m Run	2017 W	2018 W	2019 W	2017 M	2018 M	2019 M
50-54	0	0	1	1	1	2
55-59	1	0	1	4	4	3
60-64	0	0	1	2	3	2
65-69	1	0	1	0	2	3
70-74	0	0	0	1	1	1
75-79	0	0	0	1	1	0
80-84	0	0	0	0	0	0
85-89	0	0	0	1	0	0
90-94	0	0	0	0	0	0
95-99	0	0	0	0	0	0
100-104	0	0	0	0	0	0
105-109	0	0	0	0	0	0
Total	2	0	4	10	12	11
Range	56-65		51-67	54-88	54-75	53-74
Mean	60.5		59.0	64.6	62.1	61.2
Median	60.5		59	61	60.5	60

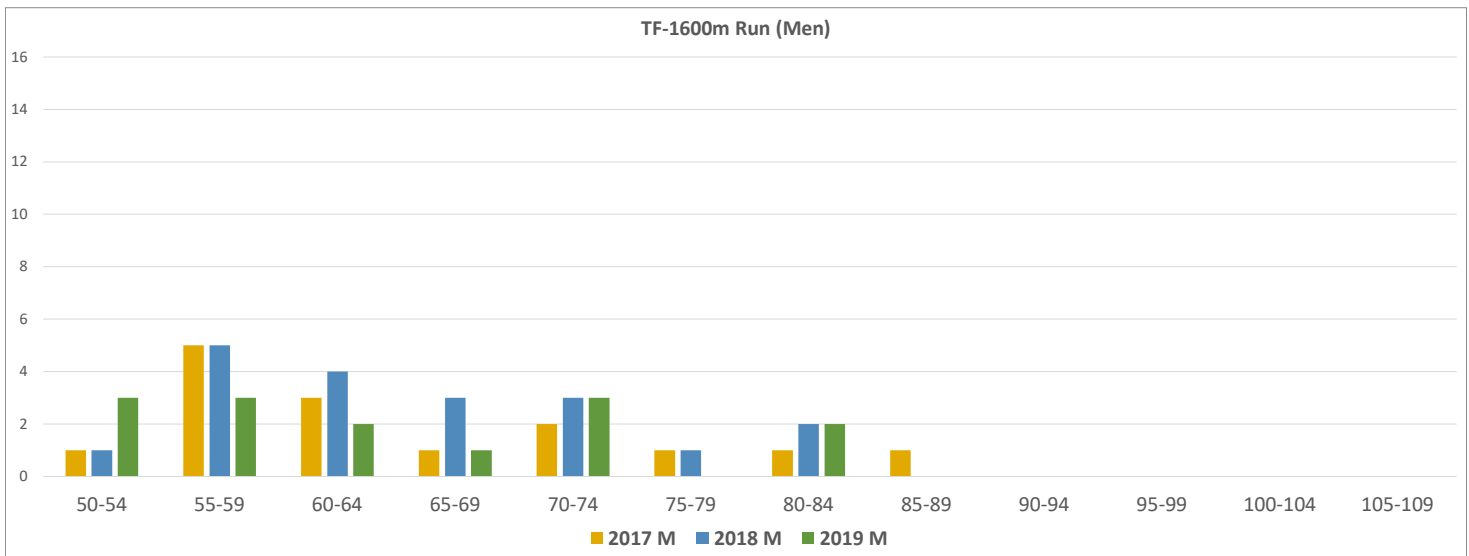
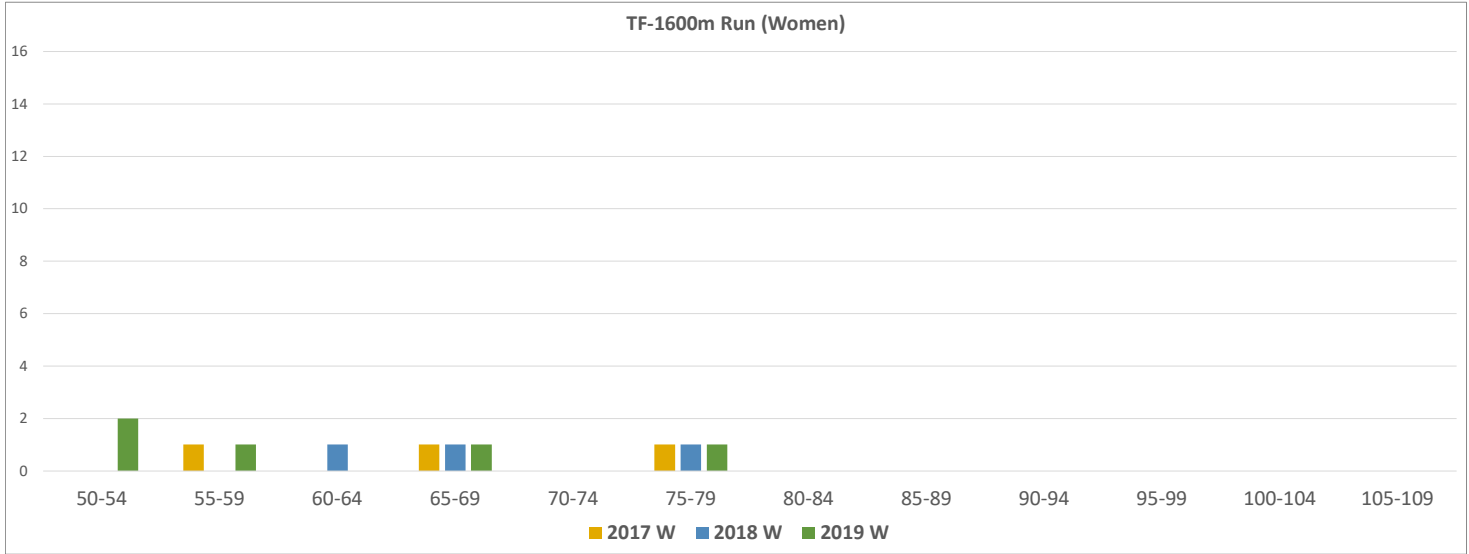
TF-800m Run (Women)



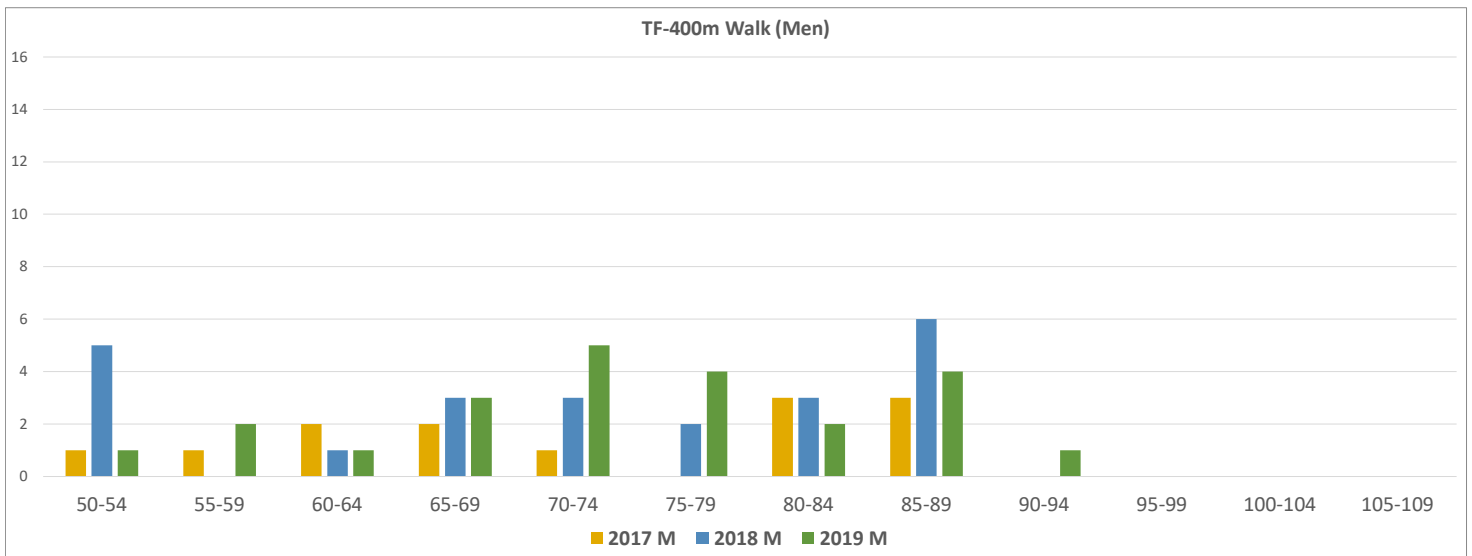
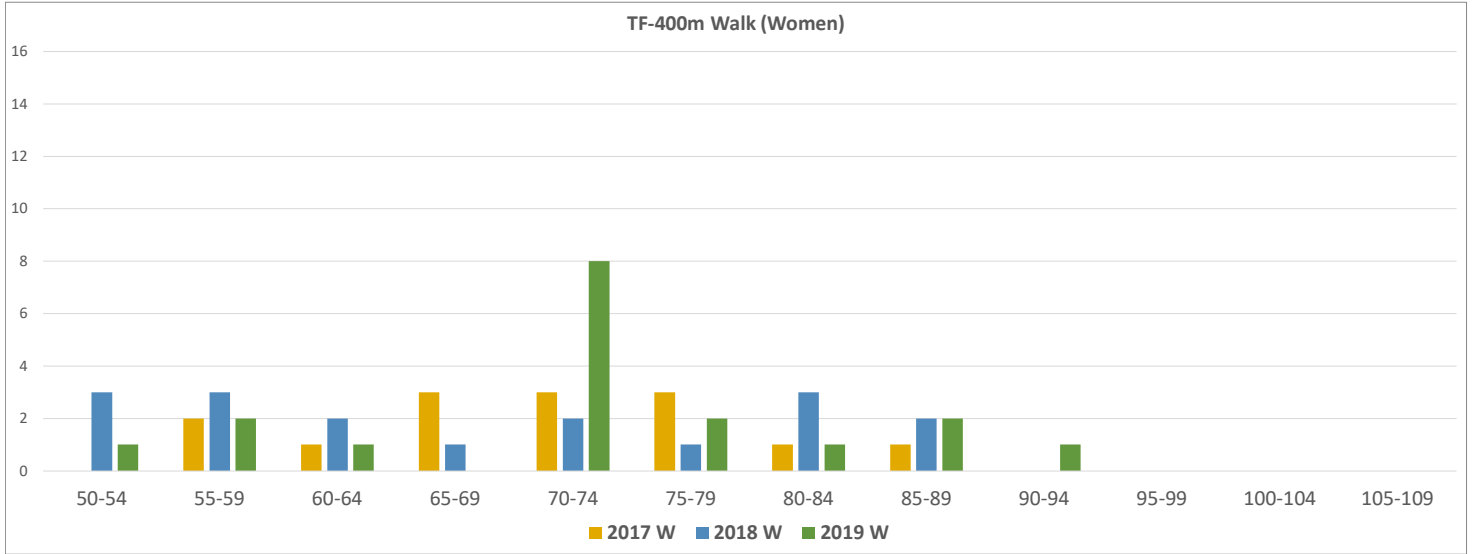
TF-800m Run (Men)



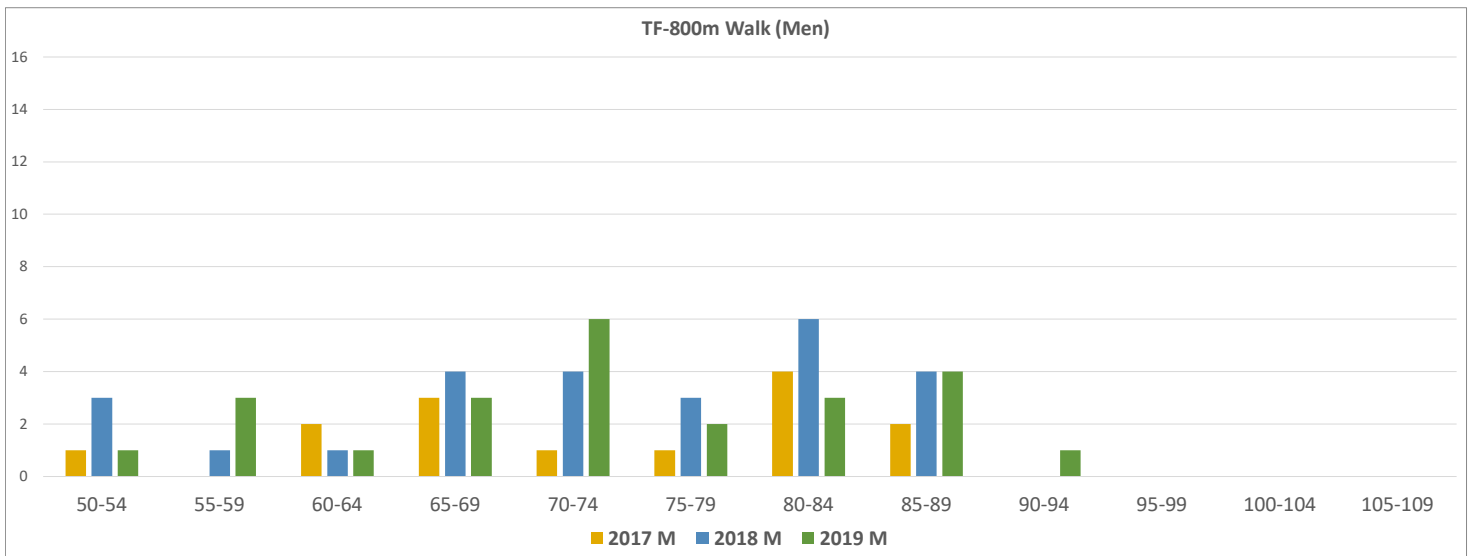
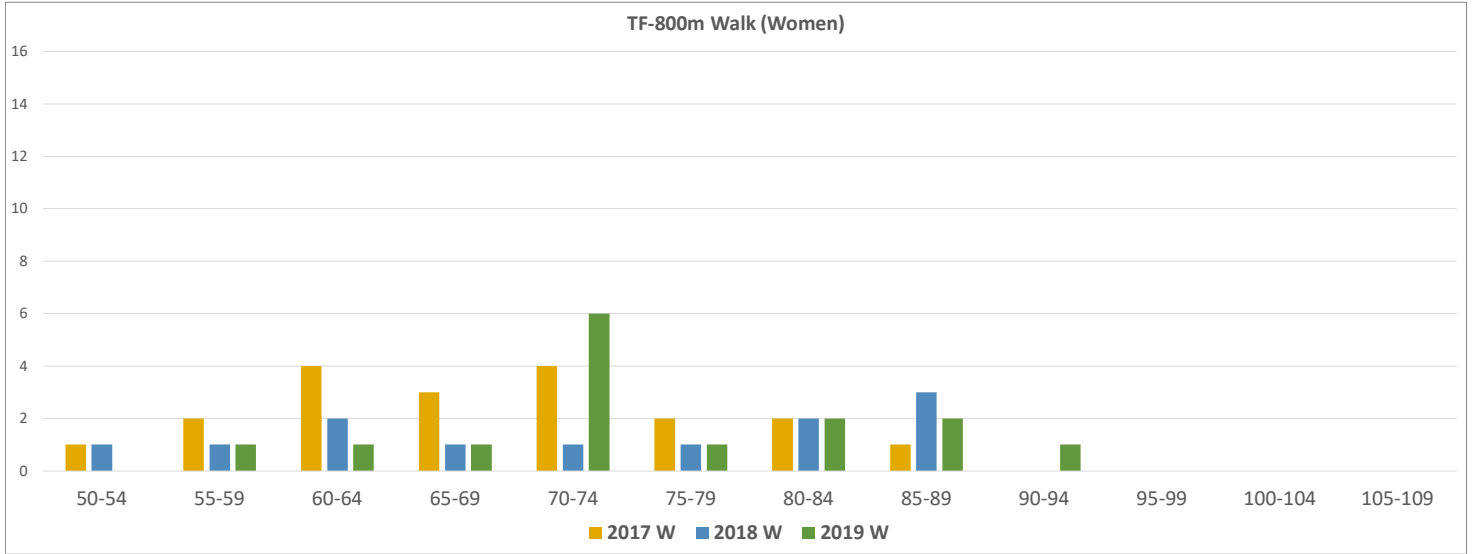
TF-1600m Run	2017 W	2018 W	2019 W	2017 M	2018 M	2019 M
50-54	0	0	2	1	1	3
55-59	1	0	1	5	5	3
60-64	0	1	0	3	4	2
65-69	1	1	1	1	3	1
70-74	0	0	0	2	3	3
75-79	1	1	1	1	1	0
80-84	0	0	0	1	2	2
85-89	0	0	0	1	0	0
90-94	0	0	0	0	0	0
95-99	0	0	0	0	0	0
100-104	0	0	0	0	0	0
105-109	0	0	0	0	0	0
Total	3	3	5	15	19	14
Range	56-77	62-78	51-79	50-88	52-81	52-82
Mean	66.0	68.7	61.2	64.9	65.2	64.4
Median	65	66	58	61	64	60.5



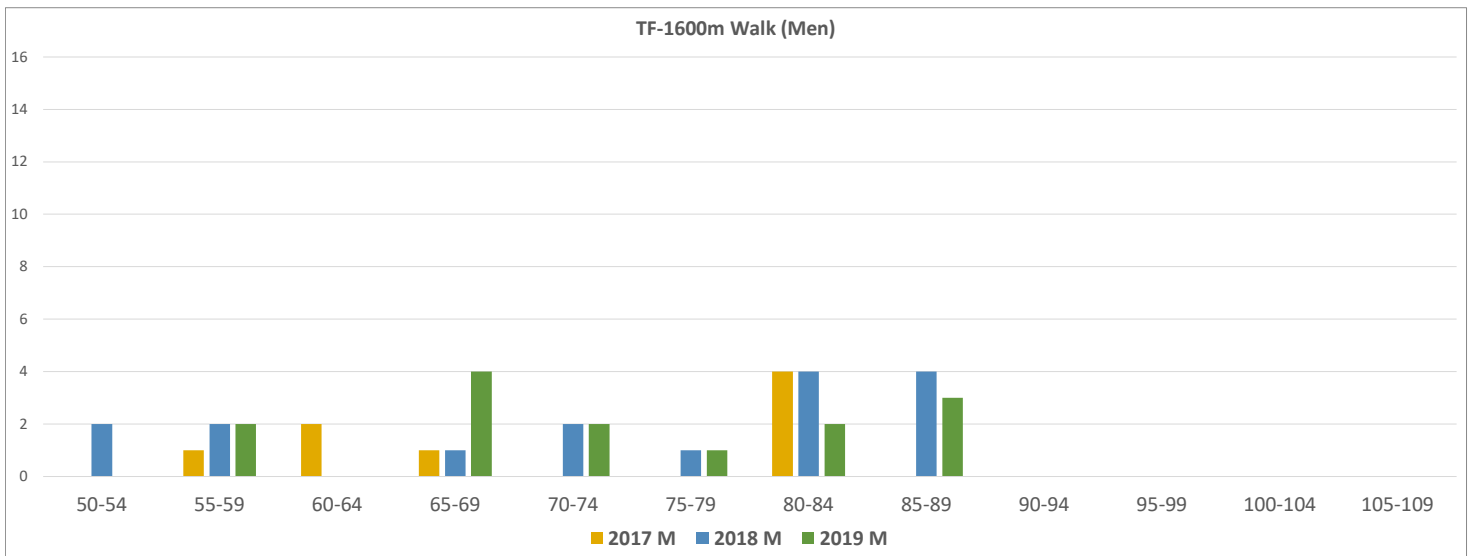
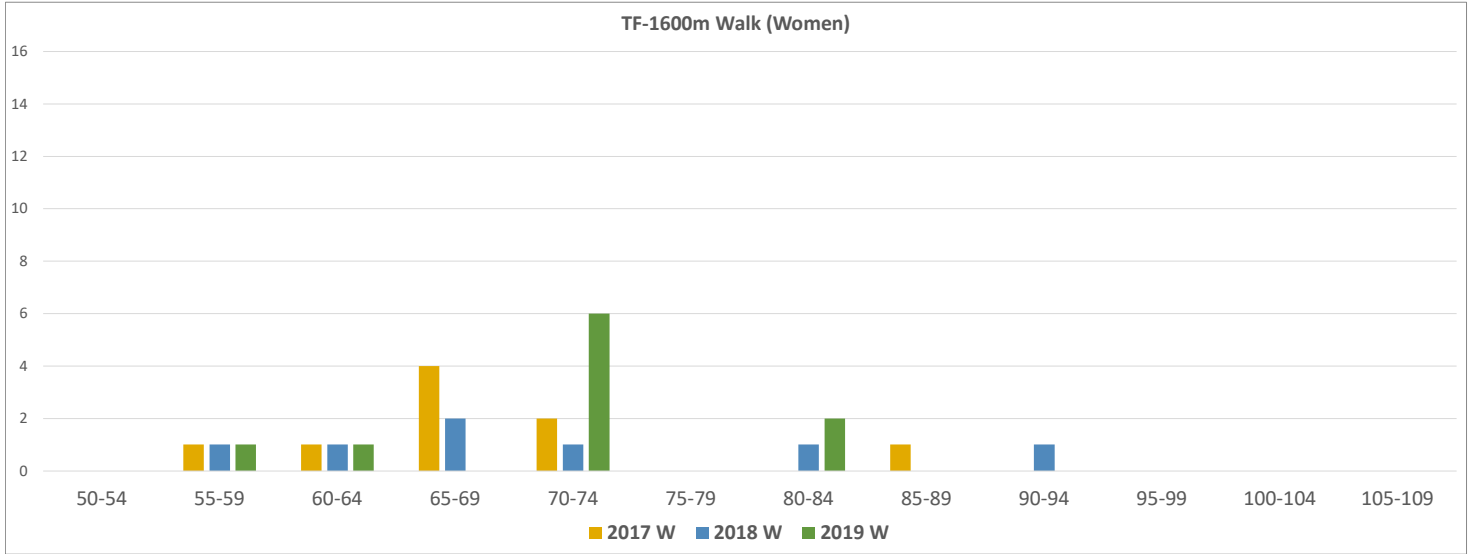
TF-400m Walk	2017 W	2018 W	2019 W	2017 M	2018 M	2019 M
50-54	0	3	1	1	5	1
55-59	2	3	2	1	0	2
60-64	1	2	1	2	1	1
65-69	3	1	0	2	3	3
70-74	3	2	8	1	3	5
75-79	3	1	2	0	2	4
80-84	1	3	1	3	3	2
85-89	1	2	2	3	6	4
90-94	0	0	1	0	0	1
95-99	0	0	0	0	0	0
100-104	0	0	0	0	0	0
105-109	0	0	0	0	0	0
Total	14	17	18	13	23	23
Range	56-86	51-87	54-92	50-89	51-88	54-91
Mean	71.6	67.7	72.6	72.8	72.3	73.9
Median	71.5	69	71	71	74	74



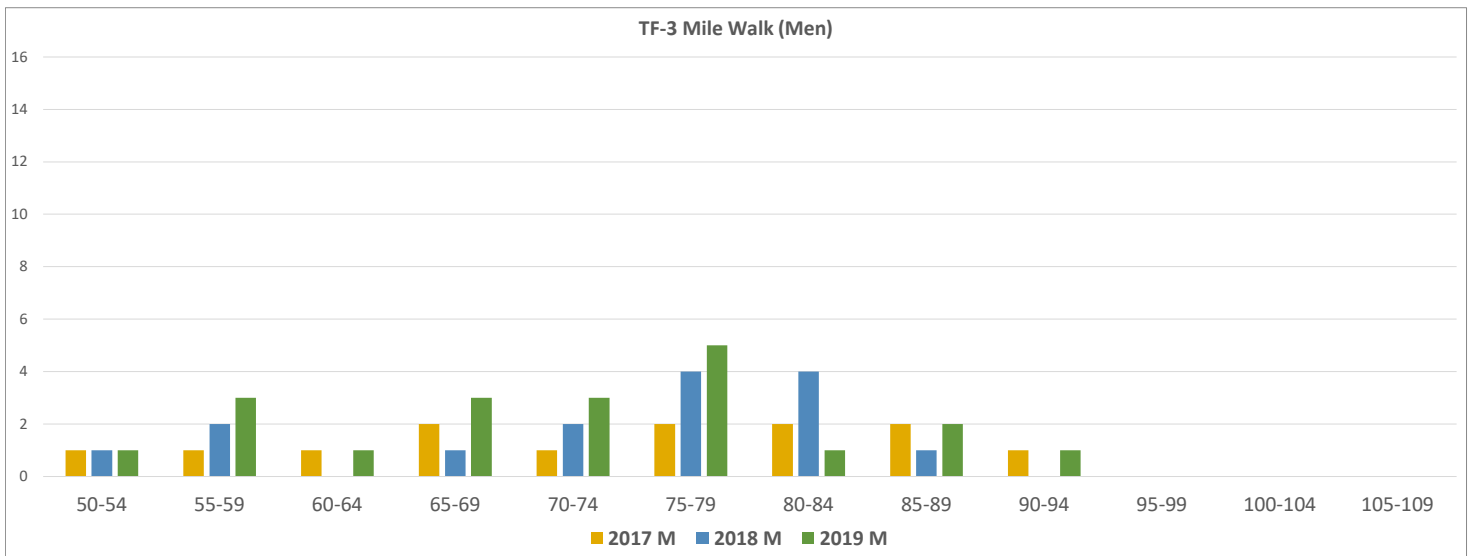
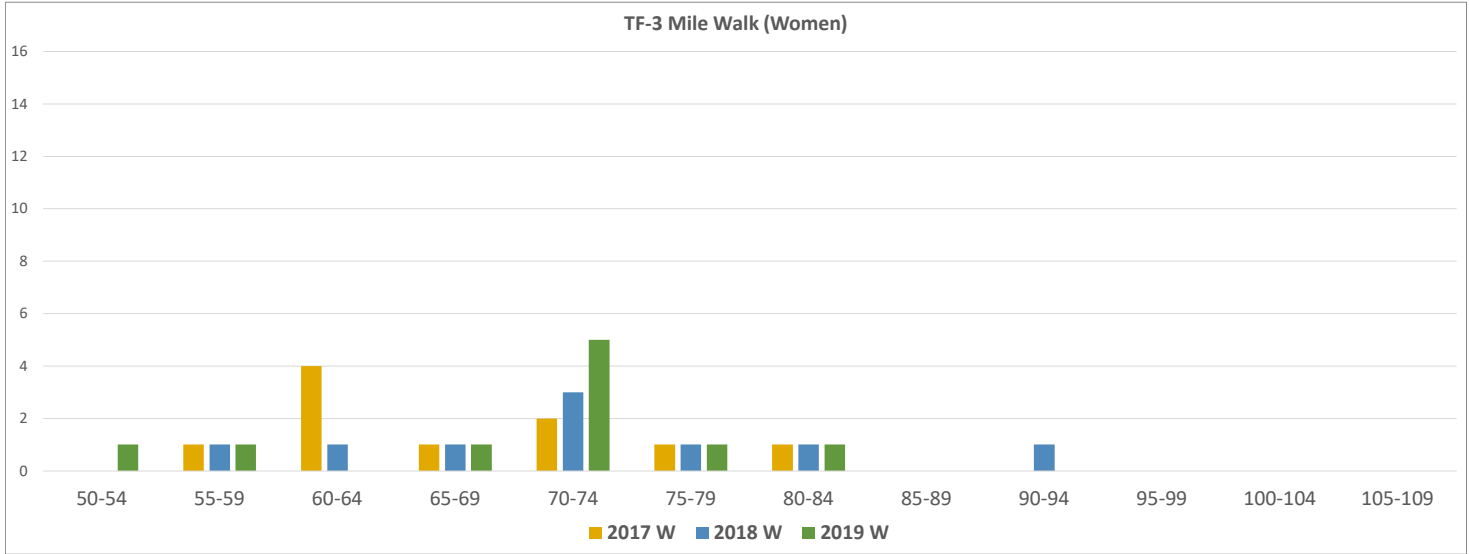
TF-800m Walk	2017 W	2018 W	2019 W	2017 M	2018 M	2019 M
50-54	1	1	0	1	3	1
55-59	2	1	1	0	1	3
60-64	4	2	1	2	1	1
65-69	3	1	1	3	4	3
70-74	4	1	6	1	4	6
75-79	2	1	1	1	3	2
80-84	2	2	2	4	6	3
85-89	1	3	2	2	4	4
90-94	0	0	1	0	0	1
95-99	0	0	0	0	0	0
100-104	0	0	0	0	0	0
105-109	0	0	0	0	0	0
Total	19	12	15	14	26	24
Range	50-86	51-87	58-93	50-89	51-88	54-91
Mean	69.1	71.9	74.9	73.6	73.1	73.3
Median	69	74	72	74.5	76	72.5



TF-1600m Walk	2017 W	2018 W	2019 W	2017 M	2018 M	2019 M
50-54	0	0	0	0	2	0
55-59	1	1	1	1	2	2
60-64	1	1	1	2	0	0
65-69	4	2	0	1	1	4
70-74	2	1	6	0	2	2
75-79	0	0	0	0	1	1
80-84	0	1	2	4	4	2
85-89	1	0	0	0	4	3
90-94	0	1	0	0	0	0
95-99	0	0	0	0	0	0
100-104	0	0	0	0	0	0
105-109	0	0	0	0	0	0
Total	9	7	10	8	16	14
Range	56-85	57-93	58-83	58-84	52-88	55-89
Mean	68.6	70.7	71.4	72.4	73.9	73.3
Median	69	66	71.5	74.5	80	72



TF-3 Mile Walk	2017 W	2018 W	2019 W	2017 M	2018 M	2019 M
50-54	0	0	1	1	1	1
55-59	1	1	1	1	2	3
60-64	4	1	0	1	0	1
65-69	1	1	1	2	1	3
70-74	2	3	5	1	2	3
75-79	1	1	1	2	4	5
80-84	1	1	1	2	4	1
85-89	0	0	0	2	1	2
90-94	0	1	0	1	0	1
95-99	0	0	0	0	0	0
100-104	0	0	0	0	0	0
105-109	0	0	0	0	0	0
Total	10	9	10	13	15	20
Range	56-83	57-91	51-83	50-93	52-85	53-91
Mean	67.8	72.2	69.6	74.1	73.5	71.6
Median	66	71	71.5	75	76	73



TF-5k Road Race	2017 No Event	2018 W	2019 No Event	2017 No Event	2018 M	2019 No Event
50-54	0	0	0	0	4	0
55-59	0	0	0	0	5	0
60-64	0	0	0	0	2	0
65-69	0	1	0	0	2	0
70-74	0	2	0	0	1	0
75-79	0	1	0	0	3	0
80-84	0	0	0	0	3	0
85-89	0	0	0	0	1	0
90-94	0	0	0	0	0	0
95-99	0	0	0	0	0	0
100-104	0	0	0	0	0	0
105-109	0	0	0	0	0	0
Total	0	4	0	0	21	0
Range		68-76			51-87	
Mean		71.3			65.5	
Median		70.5			64	

